


# AP UTILITY™

Indoor / Outdoor Wall Mount Enclosure



**AMERICAN**  
**PRODUCTS**   
*Turn-Key Enclosure Solutions*

## AP UTILITY™ Standard Offerings



**.125 Aircraft Grade Aluminum:** Outstanding corrosion resistance. (Stainless Steel and Mild Steel also available.)



**NEMA Protection:** Protection Level Type 4 (3R for vented versions). This enclosure protects against rain, sleet, snow, splashing water and damage from external ice formation.



**Stainless Steel Hardware:** We choose the highest quality materials to produce our enclosures. Type 304 stainless steel hardware will not rust in the field.



**GR487 Powder Coat:** Enclosures are powder coated and tested to the Telcordia GR487 specifications for telecom enclosures.



**Locking:** Extremely secure, strong and impermeable. Padlockable handles and hinges are made from Type 304 stainless steel.



**Standard Color / finish choices:**


*Colors shown here are approximate.*



Beige



White



Grey



Custom



**Call a Sales Representative for Assistance.**



## AP UTILITY™ Options



**Duplex  
Receptacle**



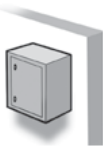
**Door  
Alarm**



**5 Position Isolated  
Copper Ground Bar**



**3/4" Plywood or  
1/8" Aluminum  
Backboard**



**Wall Mount Bracket**  
Flanged back panels  
with mounting holes.



**Pole Mount Bracket**  
Bracket for use with  
mounting clamps, straps  
or lag bolts. Compatible  
with 4"-8" diameter poles.

## AP UTILITY™ Climate Control Options



**\*AC 1,000 BTU/hr  
with Thermostat**



**\*Exhaust Fan:** 115VAC /  
12, 24 or 48VDC; adjustable  
thermostat is included.

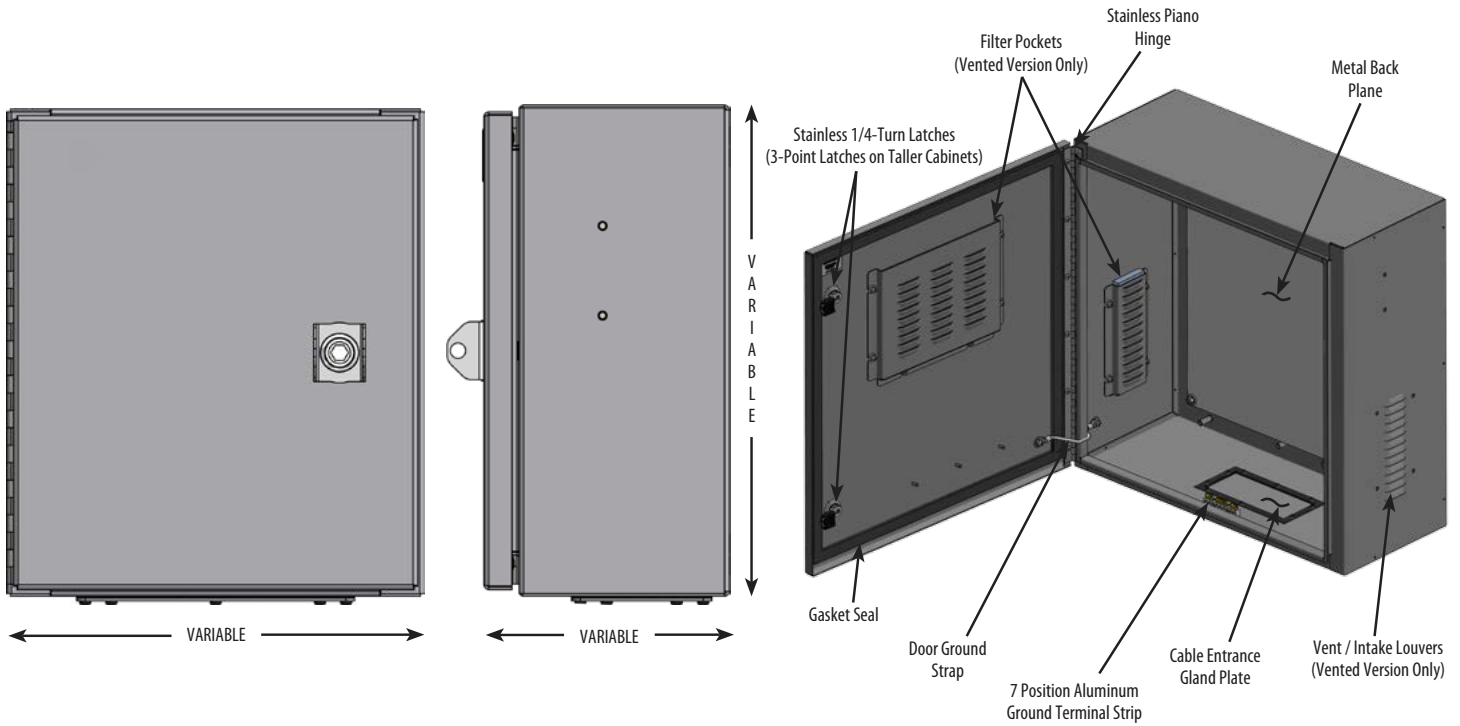


**Insulation**  
Recommended for  
climate control options

*\*A/C and Fan options apply to 10" or deeper enclosures only*

**Call a Sales  
Representative  
for Assistance.**

## Basic Layout



## How to Order

HEIGHT	WIDTH	DEPTH	BASIC WEIGHT WITHOUT OPTIONS
14"	12"	6"	15 lbs (alum) / 25 lbs (steel)
24"	20"	6"	34 lbs (alum) / 59 lbs (steel)
24"	24"	10"	47 lbs (alum) / 80 lbs (steel)
36"	24"	10"	66 lbs (alum) / 112 lbs (steel)
32"	24"	12"	63 lbs (alum) / 107 lbs (steel)
48"	30"	12"	108 lbs (alum) / 183 lbs (steel)

**Call a Sales Representative for Assistance.**