

AP MINIFORT®

Maximum Versatility and Affordability

Type 3R



AMERICAN[®]
PRODUCTS 
Turn-Key Enclosure Solutions

AP MINIFORT[®] Standard Offerings



.090 Aircraft Grade Aluminum: Outstanding corrosion resistance.



NEMA Protection: Protection Level Type 3R. This enclosure protects against rain, sleet, snow, splashing water and damage from external ice formation. Tested and certified to UL 50 / 50E standards for safety.



Stainless Steel Hardware: We choose the highest quality materials to produce our enclosures. Type 304 stainless steel hardware will not rust in the field.



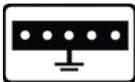
Powder Coating: Enclosures are powder coated and tested for outdoor telecom enclosures.



Power: A pre-wired 20 Amp quad receptacle is a standard feature.



Numbered Adjustable Equipment Racks: 19" or 23"



Ground Terminal Strip: 7 position aluminum strip



Locking: Extremely secure, strong and impermeable. Lockable handles and hinges are made from Type 300 stainless steel.



Standard Color / finish choices:
Colors shown here are approximate.



Shown with Options



Shown with Options

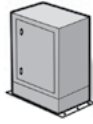


Call a Sales Representative for Assistance.

AP MINIFORT[®] Options

Ground Pad Mount

6" Flanged base with mounting holes. Front & back removable panels



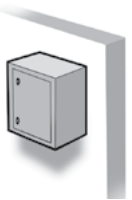
Pole Mount Bracket

For use with mounting clamps, straps or lag bolts. Compatible with 4"-8" diameter poles.



Wall Mount Bracket

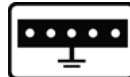
Flanged back panels with mounting holes.



Door Alarm



Battery Compartment



Upgraded Copper Ground Bar



Additional Set of Rails



Load Center



Battery Tray



Generator Plug & Interlock



Insulation
Recommended for climate control options

AP MINIFORT[®] Climate Control Options



AC 1,000 to 6,000 BTU/hr*

- Built-in Heater
- Corrosion Protection
- Cold Start Heater



Exhaust Fan

- 115VAC / 12, 24, 48VDC
- Adjustable Thermostat
- Filters



Heat Exchanger

- Consult factory for sizes.



AC 1,000 to 6,000 BTU/hr

- 48 VDC Powered



Heater


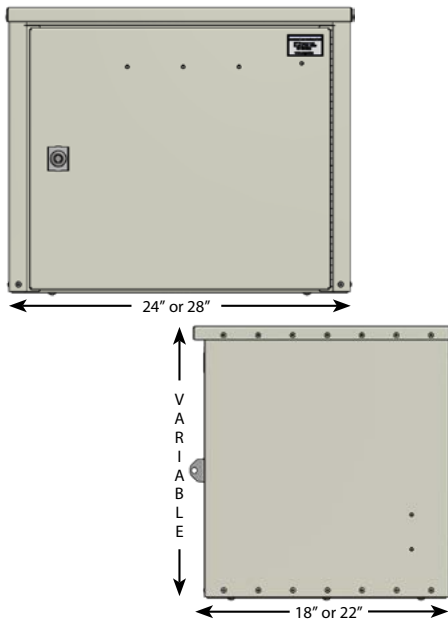
- Built in adjustable thermostat
- 100W-1000W 115VAC



Battery Heater Pad

- 115VAC
- Fits on Battery Tray

AP MINIFORT[®] Basic Layout



Call a Sales Representative for Assistance.

AP MINIFORT[®]

Technical Specifications



PART NUMBER	ENCLOSURE SIZE	CAPACITY	EST. WEIGHT	ETL CERTS
AM-202418-9RU	20" T x 24" W x 18" D	9RU Total Equipment Space, 19" Adjustable Rack	44 lbs	UL 50 / 50E CSA C22.2#94.1 CSA C22.2#94.2
AM-202822-9RU	20" T x 28" W x 22" D	9RU Total Equipment Space, 19" or 23" Adjustable Rack	46 lbs	
AM-322418-16RU	32" T x 24" W x 18" D	16RU Total Equipment Space, 19" Adjustable Rack	53 lbs	
AM-322822-16RU	32" T x 28" W x 22" D	16RU Total Equipment Space, 19" or 23" Adjustable Rack	56 lbs	
AM-462418-24RU	46" T x 24" W x 18" D	24RU Total Equipment Space, 19" Adjustable Rack	65 lbs	
AM-462822-24RU	46" T x 28" W x 22" D	24RU Total Equipment Space, 19" or 23" Adjustable Rack	69 lbs	

FEATURE	DESCRIPTION	MATERIALS, FINISH & STANDARDS
Cabinet Construction	Cabinet walls, top, bottom, doors & door frames are of bolted aluminum construction.	Constructed out of .090" thick 5052-H-32 Aluminum. All surfaces powder coated light textured beige, outdoor rated TGIC. Designed and built to NEMA 3R Standards.
Interior Rack	19" equipment rack (16 to 24RU racks). Rack rails are designed to accept 12-24 floating cage nuts. 12-24 screws, washers and cage nuts included with the cabinet. Racks are adjustable front to back. Rails on 28" wide cabinets are reversible from 19" to 23" configurations. One rack per cabinet is included, extra rack rails can be included to facilitate four post mounted equipment.	Rack rails are constructed out of 12 gauge galvanized steel and powder coated matte black and labeled with RU designations. Rails designed to EIA standards.
Door Latches	216-Hex 1/4-turn latch w/pad locking brackets. The 20" tall cabinet(s) use one latch per door, the 32" and 46" tall cabinets use two latches per door.	All cabinet fasteners, handles & latching mechanisms are stainless steel.
Door Gasket Seal	Bulb door gasket that mechanically fastens to the cabinet door frame. Gasket seal compliant to NEMA 3R standards.	Gasket material is UL 94 rated for gasketing & sealing applications under UL50 and UL508.
Door Hinge	Stainless steel piano cabinet door hinge, full height.	.040 thick 300 series stainless steel continuous hinge. 1.25" open, .50" knuckle and 3/32" diameter stainless pin.
Cable Entrances	Each cabinet will have (4) per-set cable entrance locations in the bottom. (4) 1.375" Ø knock-outs towards rear of cabinet	Mechanical knock-outs in the bottom of each bay equipment chamber are laser cut to facilitate easy break-out slug access.
Grounding Provisions	Door ground strap and terminal strip for chassis ground.	6AWG braided cable door grounding strap secured to masked studs for each cabinet door. 5 position aluminum terminal strip mounted to interior bottom, mounted to stand-offs for easy access.
Door Stops	Integrated door wind guard stop on each door.	Custom door wind guards constructed out of 304 stainless steel. Holds door open at approximately 95°, lift to close.
Convenience Receptacle	Quad 20 amp receptacle positioned in rear lower section of each equipment bay.	(2) duplex 20 amp 5-20R receptacles mounted in 4" junction boxes in cabinet. Wiring done by others in the field.
Mounting Plinth (optional)	4" or 6" tall mounting plinth with front & rear access panels for slack storage.	Plinth is constructed out of .125 thick 5052-H32 aluminum. All surfaces powder coated light textured beige, outdoor rated TGIC. Front & rear access panels are secured with 216 hex head security screws. Hex key provided with this option.

Visit our website and request a quote today: <https://www.amprod.us/catalog/minifort/>

Call a Sales Representative for Assistance.