

AP LIBERTY®

Fiber Distribution Hub
Type 3R & Type 4X



AMERICAN®
PRODUCTS 

AP LIBERTY[®] Standard Offerings

AI .125 **.125 Aircraft Grade Aluminum:** Outstanding corrosion resistance.

NEMA Protection: Protection Level Type 4. This enclosure protects against rain, sleet, snow, splashing water and damage from external ice formation. Also tested to UL 50 / 50E standards for safety.

SS **Stainless Steel Hardware:** We choose the highest quality materials to produce our enclosures. Type 304 stainless steel hardware will not rust in the field.

Powder Coat **Powder Coating:** Enclosures are powder coated and tested for outdoor telecom enclosures.

19" / 23" **Numbered Adjustable Equipment Racks:** 19" or 23" (19" only on Pole/Pad Mount models.)


Solar Shield Roof: Includes a double wall roof to reduce the radiant heat and internal cooling requirements of the enclosure.

Ground Terminal: 6 position aluminum ground bar

Locking: Extremely secure, strong and impermeable. Lockable handles and hinges are made from Type 304 stainless steel.



Pad Mount Version

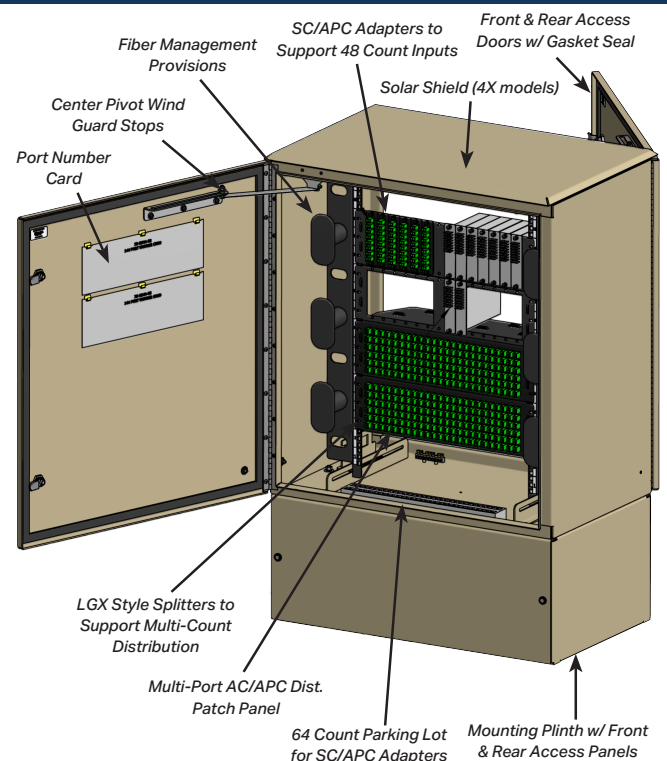
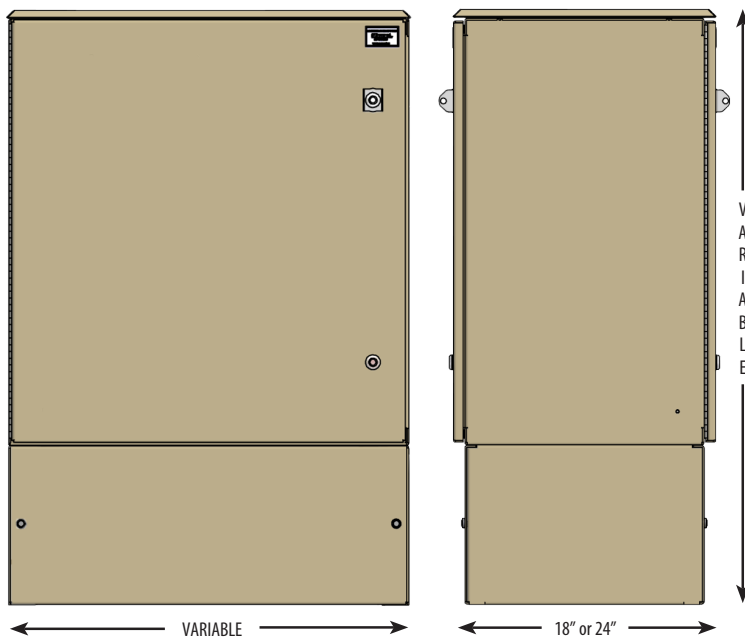


Pole Mount Version

Standard Color / finish choices:
Colors shown here are approximate.



AP LIBERTY[®] Padmount Basic Layout



AP LIBERTY[®]

Pad Mount Technical Specifications



PART NUMBER	ENCLOSURE SIZE	CAPACITY	DOORS	TYPE	WEIGHT	ETL CERTS
AML-303018-14RU	30" T x 30" W x 18" D	144/288 Distribution - 14RU	2 Swing	4X	120 lbs	UL 50 UL 50E CSA C22.2#94.1 CSA C22.2#94.2
AML-363018-19RU	36" T x 30" W x 18" D	432 Distribution- 19RU	2 Swing	4X	130 lbs	
AML-423018-22RU	42" T x 30" W x 18" D	576 Distribution - 22RU	2 Swing	4X	145 lbs	
AML-313028-39RU	31" T x 30" W x 28" D	864 Distribution - 39RU	3 Swing	4X	160 lbs	-
AMLE-303018-14RU	30" T x 30" W x 18" D	144/288 Distribution - 14RU	1 Swing / 1 Panel	3R	120 lbs	-
AMLE-363018-19RU	36" T x 30" W x 18" D	432 Distribution- 19RU	1 Swing / 1 Panel	3R	130 lbs	-
AMLE-423018-22RU	42" T x 30" W x 18" D	576 Distribution - 22RU	1 Swing / 1 Panel	3R	145 lbs	-

FEATURE	DESCRIPTION	MATERIALS, FINISH & STANDARDS
Cabinet Construction	Cabinet walls, top, bottom & door frames are of welded aluminum construction.	Constructed out of .125" thick 5052-H-32 Aluminum. All surfaces powder coated light textured beige, outdoor rated TGIC. Designed and built to NEMA 4 Standards.
Interior Rack	19" equipment rack (7 to 22RU). Rack rails are designed to accept 12-24 screws, included with the cabinet. Racks are adjustable front to back, rails are reversible from 19" to 23" configurations.	Rack rails are constructed out of 12 gauge galvanized steel and powder coated matte black and labeled with RU designations. Rails designed to EIA standards, fiber routing spools are included within the vertical length on each side of rack for cable management.
Door handle/Latch	3-point pad lockable door latch & handle (4X models) 216-Hex 1/4-turn latch w/pad locking brackets (3R models)	All cabinet fasteners, handles & latching mechanisms are stainless steel
Door Gasket Seal	Flat gasket 3/4" wide & 1/4" thick with PSA backing applied to the interior perimeter of both front and rear doors (4X models).	Gasket material is UL 94 rated for gasketing & sealing applications under UL50 and UL508 (4X models).
Door Hinge	Continuous piano hinge running full length of door	1.5" open 16 ga. (.060" thick) stainless steel piano hinge with 1/8" diameter pin and 1/2" knuckles
Cable Entrances	Up to 6 sealing glands for cables ranging from 3/4" to 1" diameter. Includes custom strain relief brackets with strength member clamping provisions.	Heyco liquid tight EPDM snap-in bushings for sealing applications up to IP67. Temperature range from -40°F (-40°C) to 200°F (93°C).
Grounding Provisions	Door ground strap and terminal strip for chassis ground	6AWG braided cable door grounding strap secured to masked studs. 6 position aluminum terminal strip mounted to interior bottom, (2) optional positions available.
Door Stops	Integrated door wind guard stop on each swing door.	Custom door wind guards constructed out of 304 stainless steel. Holds swing doors open at approximately 95°, lift to close.
Mounting Plinth	12" tall mounting plinth with front & rear access panels for slack storage.	Plinth is constructed out of .125 thick 5052-H32 aluminum. All surfaces powder coated light textured beige, outdoor rated TGIC. Front & rear access panels are secured with 216 hex head security screws. CAN wrench/hex key provided.

Call a Sales Representative for Assistance.
 ver. 04/21/2026

AP LIBERTY[®]

Pole Mount Technical Specifications



PART NUMBER	ENCLOSURE SIZE	CAPACITY	DOORS	TYPE	WEIGHT	ETL CERTS
AML-281818-7RU	28" T x 18" W x 18" D	144/288 Distribution - 7RU (Vert. Rack)	2 Swing	4X	110 lbs	UL 50 / 50E
AML-342418-17RU	34" T x 24" W x 18" D	288/432 Distribution - 17RU (Horiz. Rack)	2 Swing	4X	150 lbs	CSA C22.2#94.1 CSA C22.2#94.2
AMLE-281818-7RU	28" T x 18" W x 18" D	144/288 Distribution - 7RU (Vert. Rack)	1 Swing / 1 Panel	3R	110 lb	-
AMLE-342418-17RU	34" T x 24" W x 18" D	288/432 Distribution - 17RU (Horiz. Rack)	1 Swing / 1 Panel	3R	150 lbs	-

FEATURE	DESCRIPTION	MATERIALS, FINISH & STANDARDS
Cabinet Construction	Cabinet walls, top, bottom & door frames are of welded aluminum construction.	Constructed out of .125" thick 5052-H-32 Aluminum. All surfaces powder coated light textured beige, outdoor rated TGIC. Designed and built to NEMA 4 Standards.
Interior Rack	19" vertical equipment rack with 7RU of equipment space.. Rack rails are designed to accept 12-24 floating cage nuts. 12-24 screws, washers and cage nuts included with the cabinet. Racks are adjustable front to back.	Rack rails are constructed out of 12 gauge galvanized steel and powder coated matte black and labeled with RU designations. Rails designed to EIA standards, fiber routing spools are included within the vertical length on each side of rack for cable management.
Door handle/Latch	3-point pad lockable door latch & handle (4X models) 216-Hex 1/4-turn latch w/pad locking brackets (3R models)	All cabinet fasteners, handles & latching mechanisms are stainless steel
Door Gasket Seal	Flat gasket 3/4" wide & 1/4" thick with PSA backing applied to the interior perimeter of both front and rear doors (4X models).	Gasket material is UL 94 rated for gasketing & sealing applications under UL50 and UL508.
Door Hinge	Continuous piano hinge running full length of door	1.5" open 16 ga. (.060" thick) stainless steel piano hinge with 1/8" diameter pin and 1/2" knuckles
Cable Entrances	Up to (6) sealing glands for cables ranging up to 3/4" diameter. Includes custom strain relief brackets with strength member clamping provisions.	Heyco liquid tight break-thru nylon cordgrips with TPE sealing glands. Rated and approved for sealing applications under NEMA 4, 4X, 6 & 6P and up to IP68. UL listed 94V-2 standard, temperature range from -40°F (-40°C) to 239°F (100°C).
Grounding Provisions	Door ground strap and terminal strip for chassis ground	6AWG braided cable door grounding strap secured to masked studs. 6 position aluminum terminal strip mounted to interior bottom, (2) optional positions available.
Door Stops	Integrated door wind guard stop on each swing door.	Custom door wind guards constructed out of 304 stainless steel. Holds door open at approximately 95°, lift to close.
Pole Mount / Wall Mount Bracket Kit	Mounting kit converts from wall mounting to pole mounting with the addition of a pole mounting channel. User friendly lift off design.	Pole/Wall mount brackets made from .125" thick 5052-H32 aluminum & powder coated light textured beige. All stainless steel hardware.
Top cable entrance Hood	Top hood to protect cables entering and exiting the cabinet from damage. Attaches to the top solar shield and protects the cables from the bottom of the U-Guard/conduit until they enter the cabinet.	Top cable entrance hood constructed out of .125" thick 5052-H32 aluminum and powder coated light textured beige to match the cabinet. Hood is secured to the cabinet with stainless security screws, security tool/bit is supplied with the cabinet.
Optional Mounting Plinth	12" tall mounting plinth with front & rear access panels for slack storage.	Plinth is constructed out of .125 thick 5052-H32 aluminum. All surfaces powder coated light textured beige, outdoor rated TGIC. Front & rear access panels are secured with 216 hex head security screws. CAN wrench/hex key provided.

Call a Sales Representative for Assistance.

ver. 04/21/2026