


# AP FREEDOM<sup>™</sup>

## Multibay Telecommunications Enclosure

### Owner's Manual



Dual Bay



Triple Bay

THIS PAGE INTENTIONALLY LEFT BLANK

Table of Contents

Contacting Us & Technical Support ..... 4
 Safety First ..... 5
 Labeling Information ..... 6
 Product Overview ..... 7
 Product Measurements ..... 8
 Lifting Provisions ..... 9
 Mounting Hardware ..... 10
 Door Latches ..... 11
 Clearance Requirements ..... 12
 Grounding ..... 13
 Warranty Policy ..... 15

## Contacting Us

American Products can be contacted for any issues that arise with the supplied product.

Technical assistance is available 9am to 4pm central standard time.

- Toll Free: (855) 736-2135
- Phone: (417) 736-2135
- Fax: (417) 736-9535
- Email: [Sales@amprod.us](mailto:Sales@amprod.us)
- Web: [www.amprod.us](http://www.amprod.us)

When calling, please have available, or if faxing or emailing, be sure to provide:

- Part Number
- Serial Number
- Date of Purchase
- Date of Installation




## Safety First

This publication provides a description of the American Products AP FREEDOM™ Multibay Enclosure. The mechanical descriptions, typical applications, installation instructions, safety guidelines and grounding are included.

Four types of messages may appear throughout this manual, identified by the following icons and signal words:

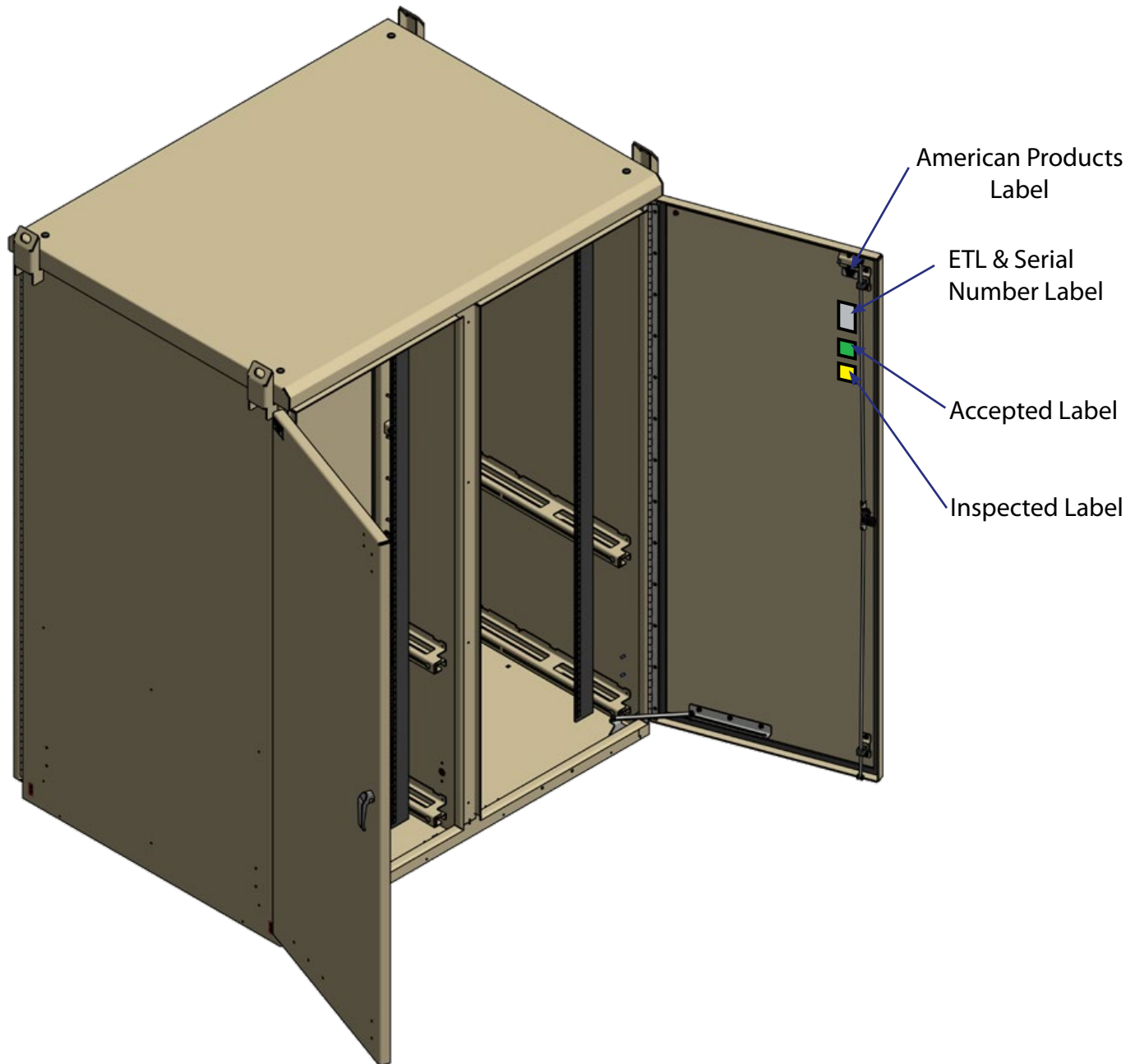


Read equipment manufacturer's manual and this material before using this product. Failure to do so can result in serious injury or death.

 <b>DANGER</b>	Indicates a hazardous situation that, if not avoided, will result in death or serious injury. This signal word is to be limited to the most extreme situations.
 <b>WARNING</b>	Indicates a hazardous situation that, if not avoided, could result in death or serious injury.
 <b>CAUTION</b>	Indicates a hazardous situation that, if not avoided, could result in minor or moderate injury.
<b>NOTICE:</b>	Indicates information considered important, but not hazard related (e.g. messages relating to property damage). The safety alert symbol shall not be used with this signal word. When a signal word is used for messages relating to property damage, NOTICE is the choice of signal word.



## Important Labeling Information



*AP FREEDOM™* Multibay Enclosure for Type 4

Powder Coating Tested to Standards:  
Telcordia GR487 for Telecommunications Enclosures

## Product Overview

- The cabinet is constructed of Aluminum and Stainless Steel with powder coat painted finish for reduced weight and superior corrosion resistance. The front doors are equipped with three point pad-lockable door latches. The top of the cabinet has a double wall construction to reduce the effects of solar radiation and for structural integrity.
- The equipment-mounting bay has 19" Rack Rails and 24 RUs of space in each bay.
- The cabinet utilizes stainless steel hardware, UL recognized EPDM edge gasketing (temp range of - 40F to +212 F.
- When installing cabling or equipment that enters the cabinet, Type 4 entrances, fittings or equipment is to be used to maintain the integrity of the enclosure
- No live equipment or components are to be installed below the lowest RU rack mounting provision or on the floor of the enclosure with the exception of batteries.

## PART NUMBERING EXAMPLE

### Cabinets

AM 47 F - 6036 - 84RU

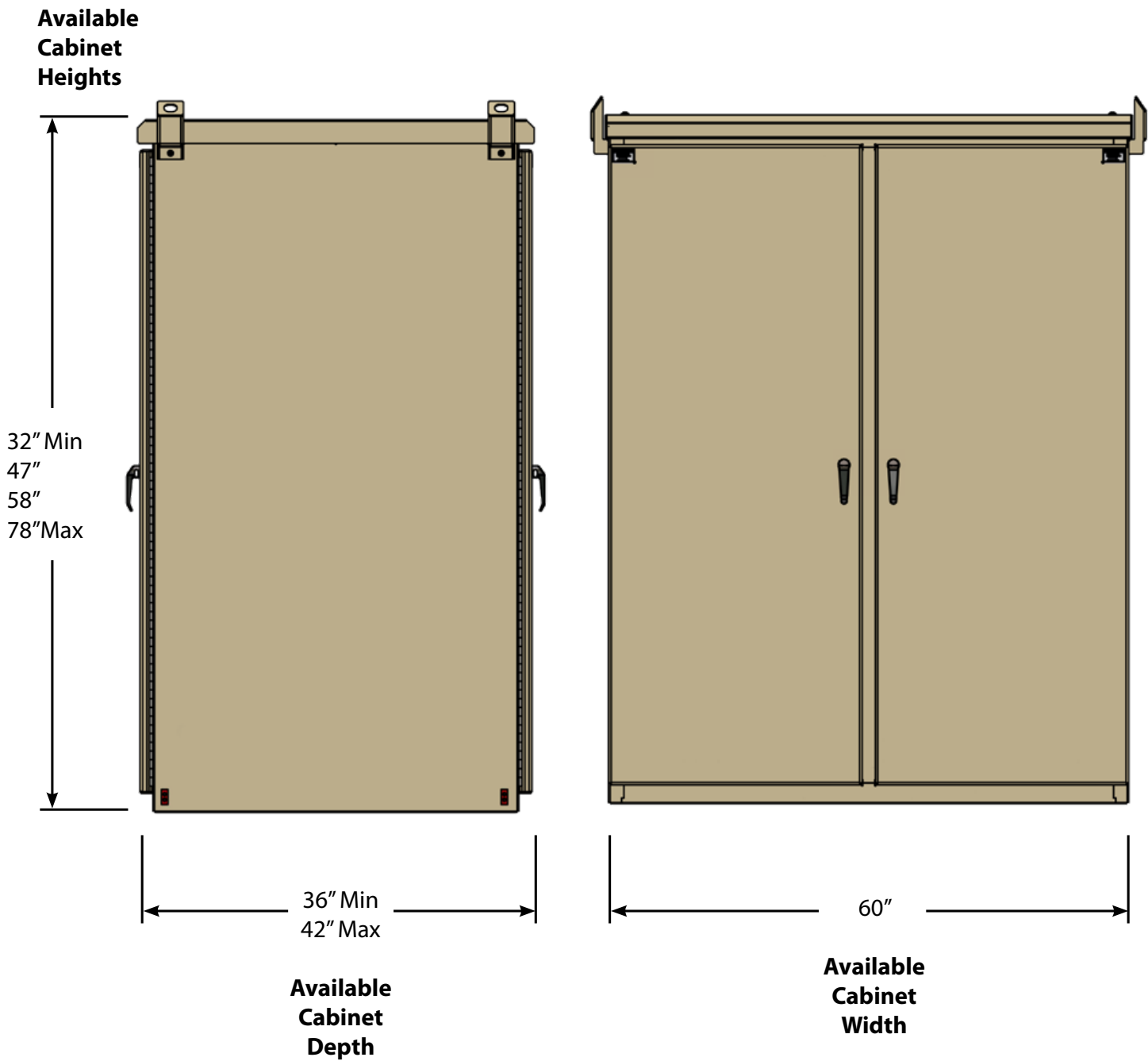
American Products  
 Cabinet Height  
 Series  
 Cabinet Width & Depth  
 Cabinet Rack Unity Capacity

### Accessories

AM 47 F - FP - 115

American Products  
 Cabinet Height for Accessory  
 Exterior Finish  
 Accessory Designation  
 Accessory Size and/or Style

Product Measurements

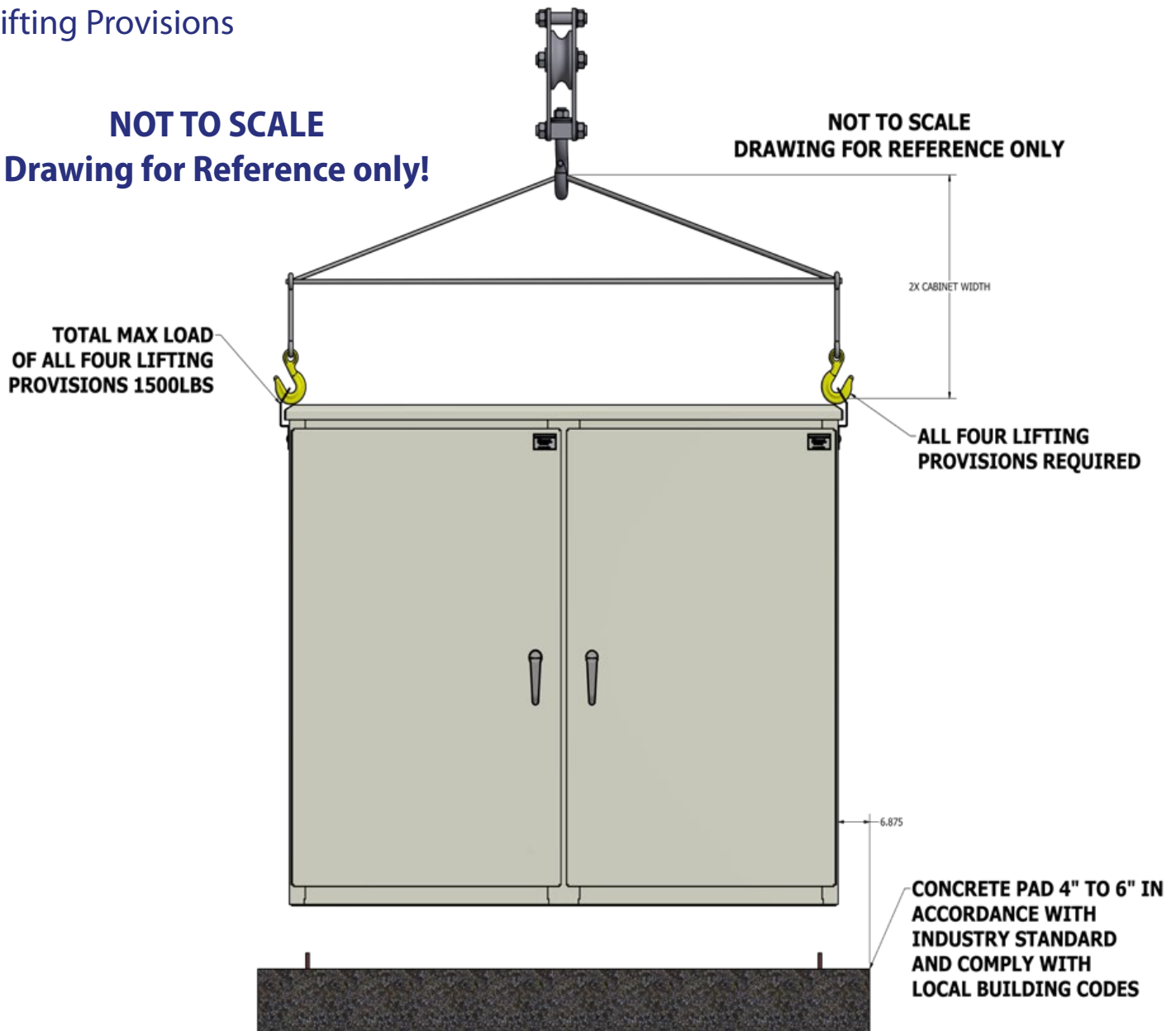


AP FREEDOM™ Multibay Enclosure for Type 4



## Lifting Provisions

**NOT TO SCALE  
Drawing for Reference only!**



## Constructing a New Pad

- Use only concrete for new pad construction. Do not use substitute materials since they lack the rigidity for enclosure placement.
- Observe local building practices for pad construction. American Products recommends that the pad should extend a minimum of 8" beyond the enclosure base on all sides.
- Use a minimum of 6" of sand or gravel as a base for the pad for leveling purposes.

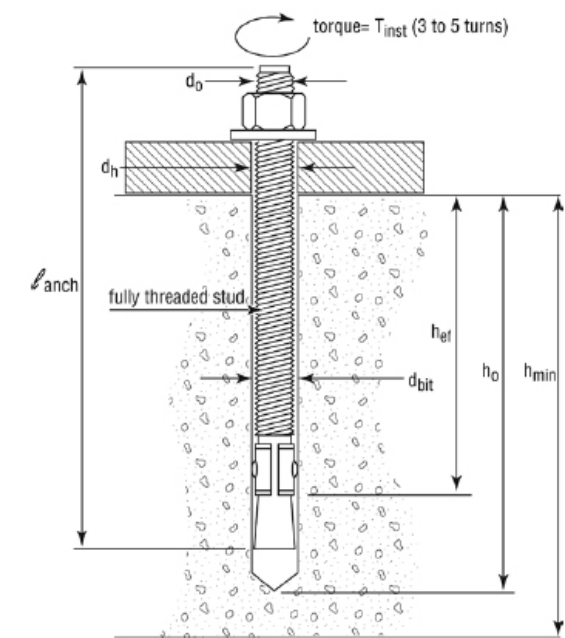


## **WARNING**

When pad mounting, the compression strength of the pad must be at least 4000 psi as determined by ASTM C39 test of compression strength of concrete cylinders. The slump of the concrete shall be 2" to 4" as determined by ASTM C143 test method.

Mounting Hardware

When securing the American Products AP FREEDOM™ enclosure to a concrete pad, we recommend utilizing a minimum of a 3/8" nominal diameter expansion anchor for maximum stability. Specifications below are for the Truebolt brand wedge type expansion anchor (or equivalent).



	Symbol	Units	Nominal Anchor Diameter (in)	
Anchor outer diameter	$d_o$	in	.375	
Nominal carbide bit diameter	$d_{bit}$	in	3/8	
Effective embedment depth	$h_{ef}$	in	1-3/4	2-5/8
Min hole depth	$h_o$	in	2-1/2	3-3/8
Min slab thickness	$h_{min}$	in	4	5
Installation torque	$T_{inst}$	ft-lb	25	
Min hole diameter in fixture	$d_h$	in	7/16	



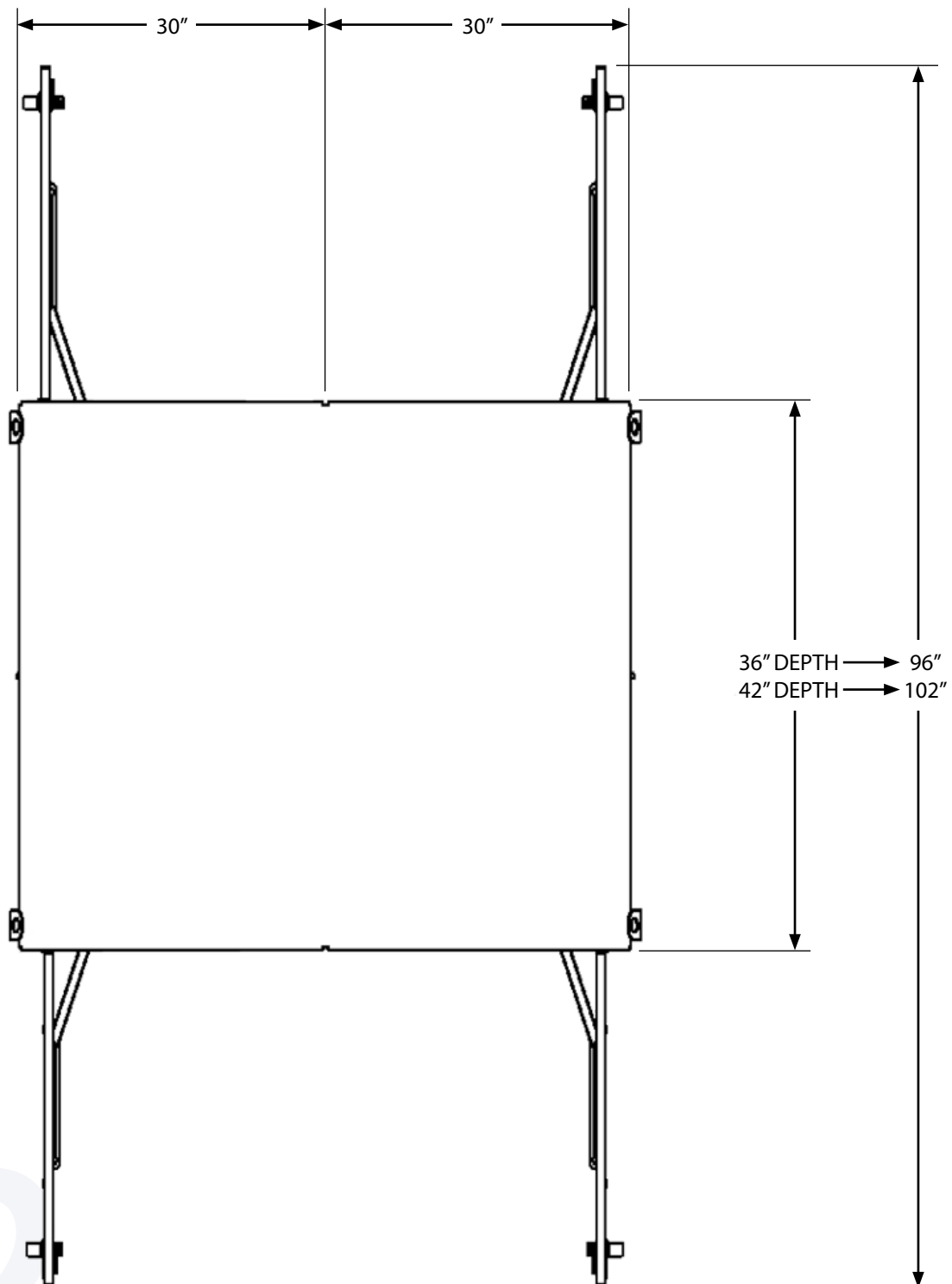
The cabinet doors are equipped with quarter-turn 3-point padlock-able door latches. The latches are secured by turning the handle a quarter turn clockwise until the stop is reached. Convenient security padlock hole to allow for a standard Master lock (or equivalent) to be installed. With a padlock on the latch, access door cannot be opened protecting the cabinet from undesired intrusion.



## Clearance Requirements

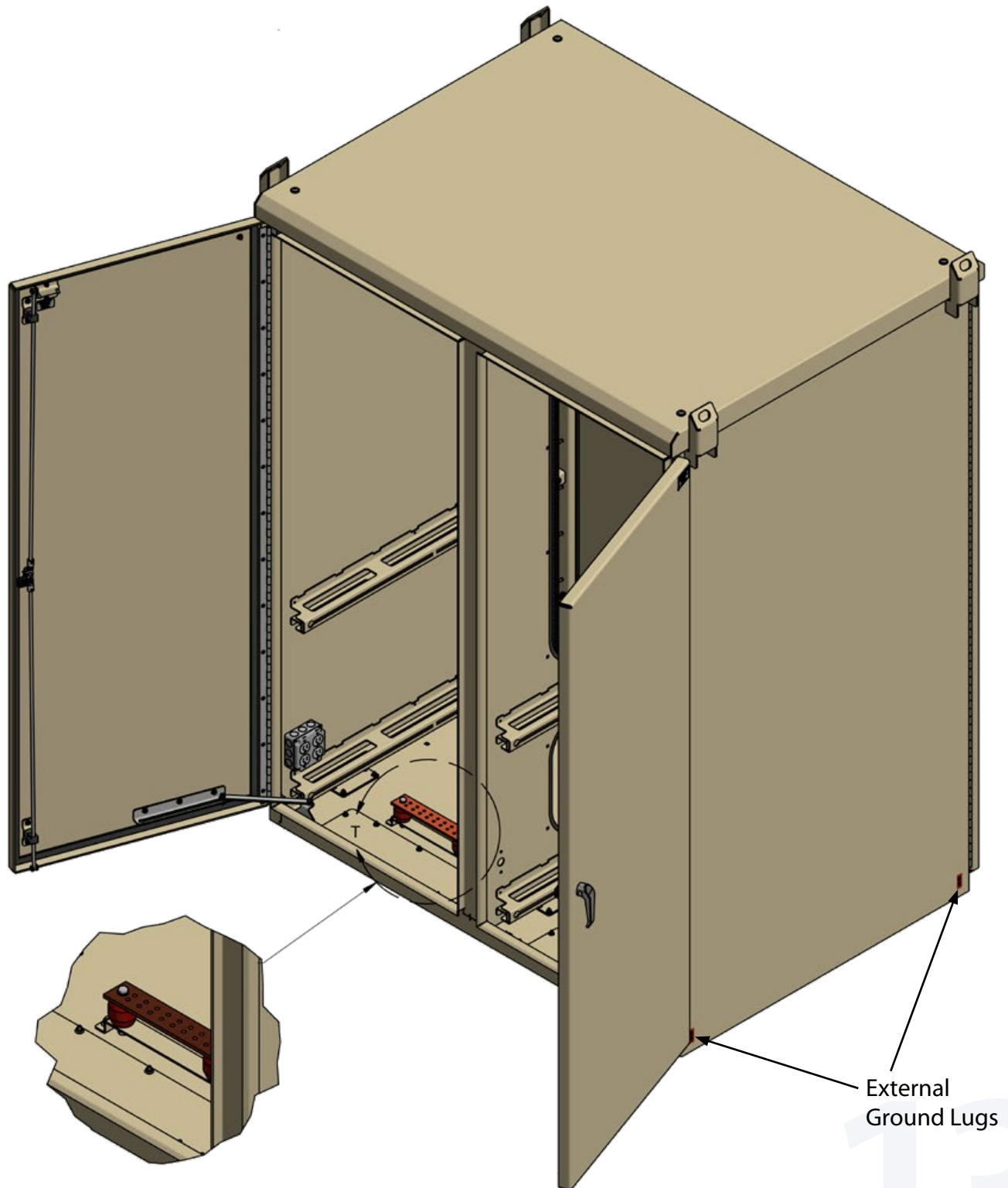
When selecting a location to mount the cabinet, ensure that proper clearance is available to allow the cabinet door to open fully.

**See Figure below for top view of cabinet footprint.**



## Grounding

Bonding and grounding should be done in accordance with industry standard procedures and comply with applicable electrical codes and local jurisdictions.



THIS PAGE INTENTIONALLY LEFT BLANK

## Warranty Policy

Enclosures designed and manufactured by American Products shall be warranted to be free of defects in material or workmanship for a period of 5 years (U.S. & Canada) and 3 years for International deployments from the date of shipment. Should the product be proven to be defective, American Products will have the option to repair or replace the product. Items included with the enclosures, not manufactured by American Products, will carry the original manufacturer's warranty.

It is the responsibility of the buyer to communicate any special environmental concerns in which the enclosures will be utilized. Special materials may be required to allow for proper corrosion resistance for harsh environments. The warranty does not cover enclosures used in applications and environments for which they were not designed. Warranty does not cover abuse, modifications by others or reimbursement for unauthorized rework. At no time will American Products reimburse purchaser for unauthorized rework on any product.

Under no circumstances is American Products liable for any consequential damages, liquidated damages, loss in profits or revenues, costs of capital, downtime costs or damages related to our product performance.

## Warranty Claims

Enclosures found to be defective will be repaired or replaced with the same or comparable product. All warranty claims must be communicated to our customer service (855) 736-2135 department to obtain an RMA number. For warranty claims in the USA and Canada, freight will be managed and paid by American Products. For warranty claims outside of the USA and Canada, the customer will be responsible for managing the freight and freight expenses. Products being returned from other than US or Canada are to be returned to the factory in Strafford, MO to receive warranty resolution, once approved with an RMA.

Except for the express warranty stated above, American Products makes no other warranties with respect to the product, expressed or implied, including but not limited to merchantability or fitness for a particular purpose.



597 Evergreen Road    Strafford, Missouri 65757

Phone: 417-736-2135    Toll Free: 855-736-2135

[www.amprod.us](http://www.amprod.us)