

AP BATTERY™

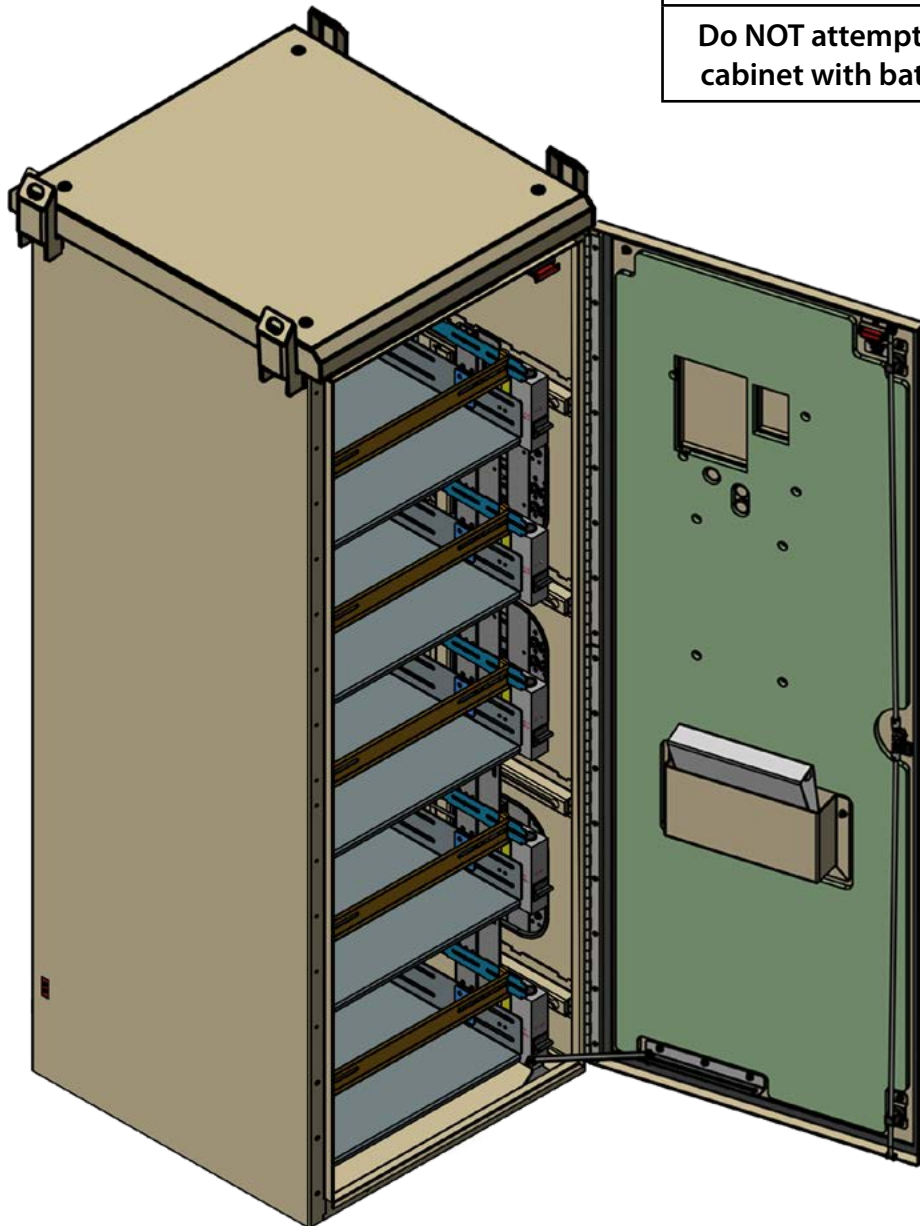
Single Bay Telecommunications Enclosure

Owner's Manual



DANGER

Do NOT attempt to lift or install cabinet with batteries installed



THIS PAGE INTENTIONALLY LEFT BLANK

Table of Contents

Contacting Us	4
Safety First	5
Labeling Information	6
Product Overview	7
Product Specifications	8
Clearance Requirements	9
Installation	10
Lifting Provisions	11
Grounding	12
Quarter Turn 3-Point Locking Door Latches	14
Appendix A	15
Technical Support	15
Warranty Policy	15

Contacting Us

American Products can be contacted for any issues that arise with the supplied product.

Technical assistance is available 9am to 4pm central standard time.

- Toll Free: (855) 736-2135
- Phone: (417) 736-2135
- Fax: (417) 736-9535
- Email: Sales@amprod.us
- Web: www.amprod.us


When calling, please have available, or if faxing or emailing, be sure to provide:




- Part Number _____
- Serial Number _____
- Date of Purchase _____
- Date of Installation _____

Safety First

This publication provides a description of the American Products *AP BATTERY™* Enclosure. The mechanical descriptions, typical applications, installation instructions, safety guidelines, grounding and bonding are included.

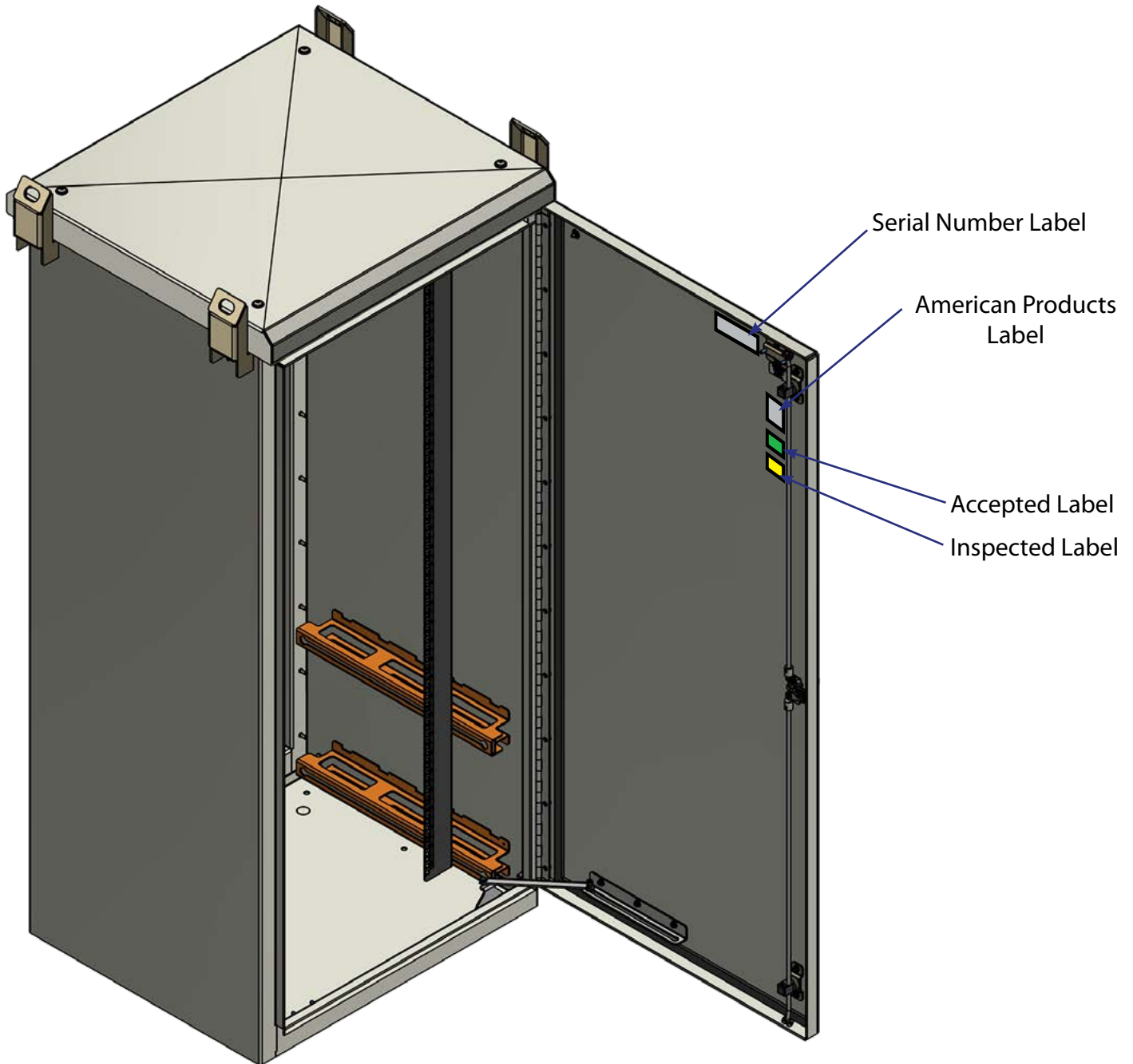
Four types of messages may appear throughout this manual, identified by the following icons and signal words:

	Read equipment manufacturer’s manual and this material before using this product. Failure to do so can result in serious injury or death.
---	---

 DANGER	Indicates a hazardous situation that, if not avoided, will result in death or serious injury. This signal word is to be limited to the most extreme situations.
 WARNING	Indicates a hazardous situation that, if not avoided, could result in death or serious injury.
 CAUTION	Indicates a hazardous situation that, if not avoided, could result in minor or moderate injury.
NOTICE:	Indicates information considered important, but not hazard-related (e.g. messages relating to property damage). The safety alert symbol shall not be used with this signal word. When a signal word is used for messages relating to property damage, NOTICE is the choice of signal word.



Important Labeling Information

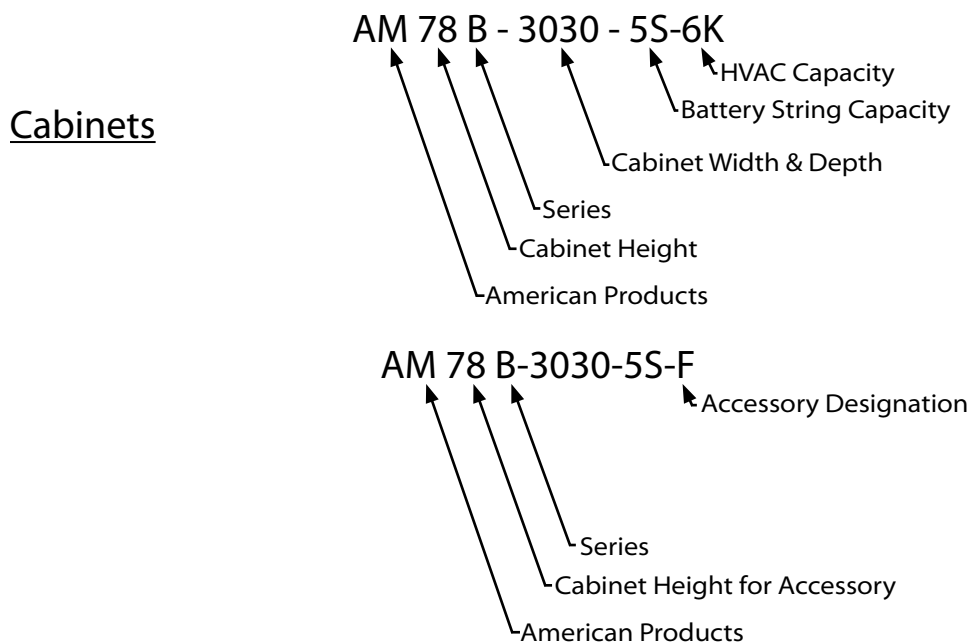


AP BATTERY™ Enclosure for Type 4

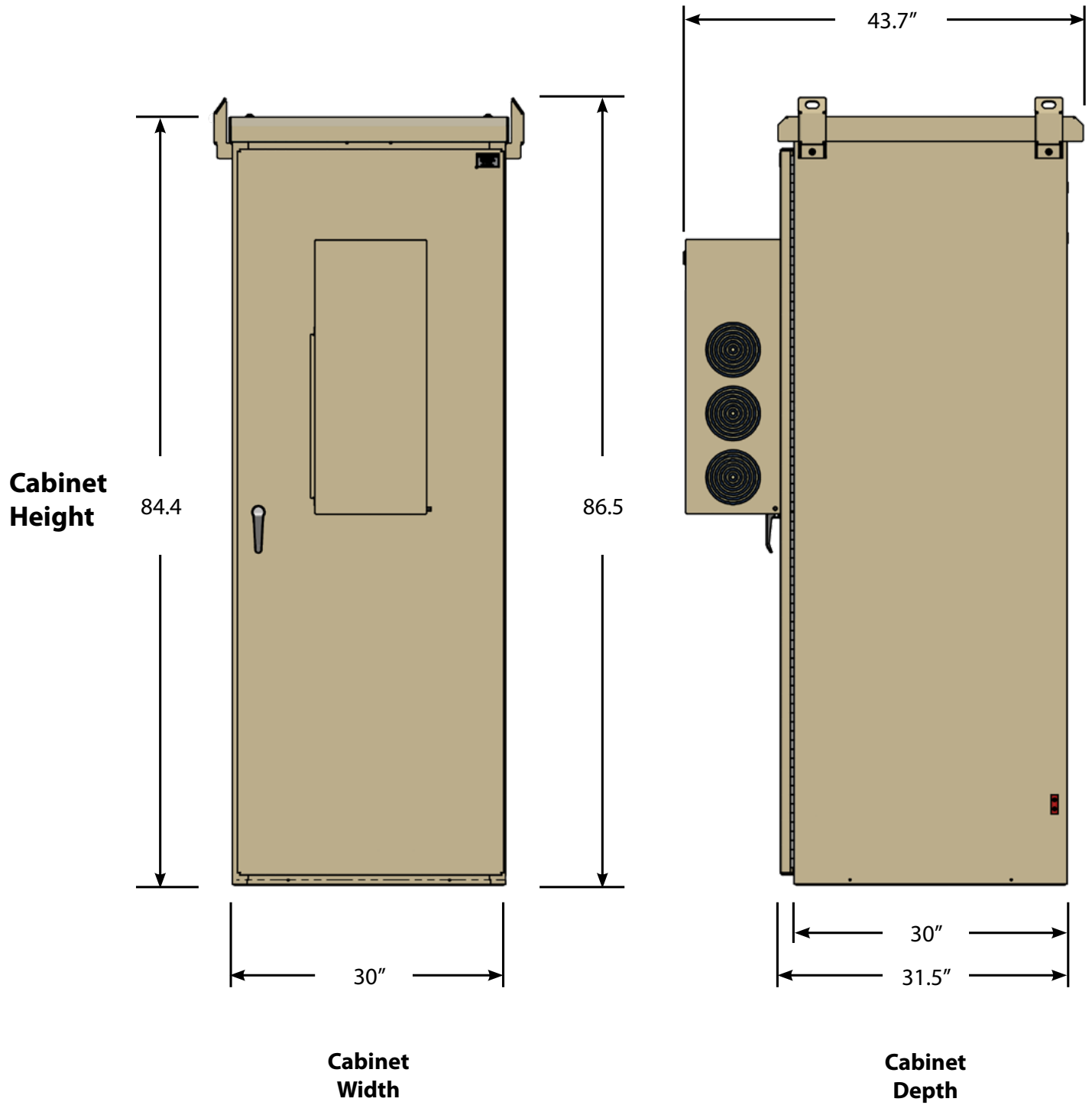
Product Overview

- The cabinet is constructed of Aluminum\Galvanized or Stainless Steel with optional powder coat painted finish for reduced weight and superior corrosion resistance. The front door is equipped with three point pad-lockable door latches. The top of the cabinet has a double wall construction to reduce the effects of solar radiation and for structural integrity.
- The equipment-mounting bay has a 16RU to 42RU of vertical 19"or 23" rack space in the front of the equipment bay. The 19" or 23" rack is also adjustable from front to rear.
- The cabinet utilizes stainless steel hardware, UL recognized EPDM edge gasketing (temp range of - 40F to +212 F.
- When installing cabling or equipment that enters the cabinet, Type 4 entrances, fittings or equipment is to be used to maintain the integrity of the enclosure.
- No live equipment or components are to be installed below the lowest RU rack mounting provision or on the floor of the enclosure.
- The Cabinet is designed to allow various accessories to be mounted on the enclosure to meet customer requirements. For part number structure for Parent enclosure and accessories see diagram below:

PART NUMBERING EXAMPLE



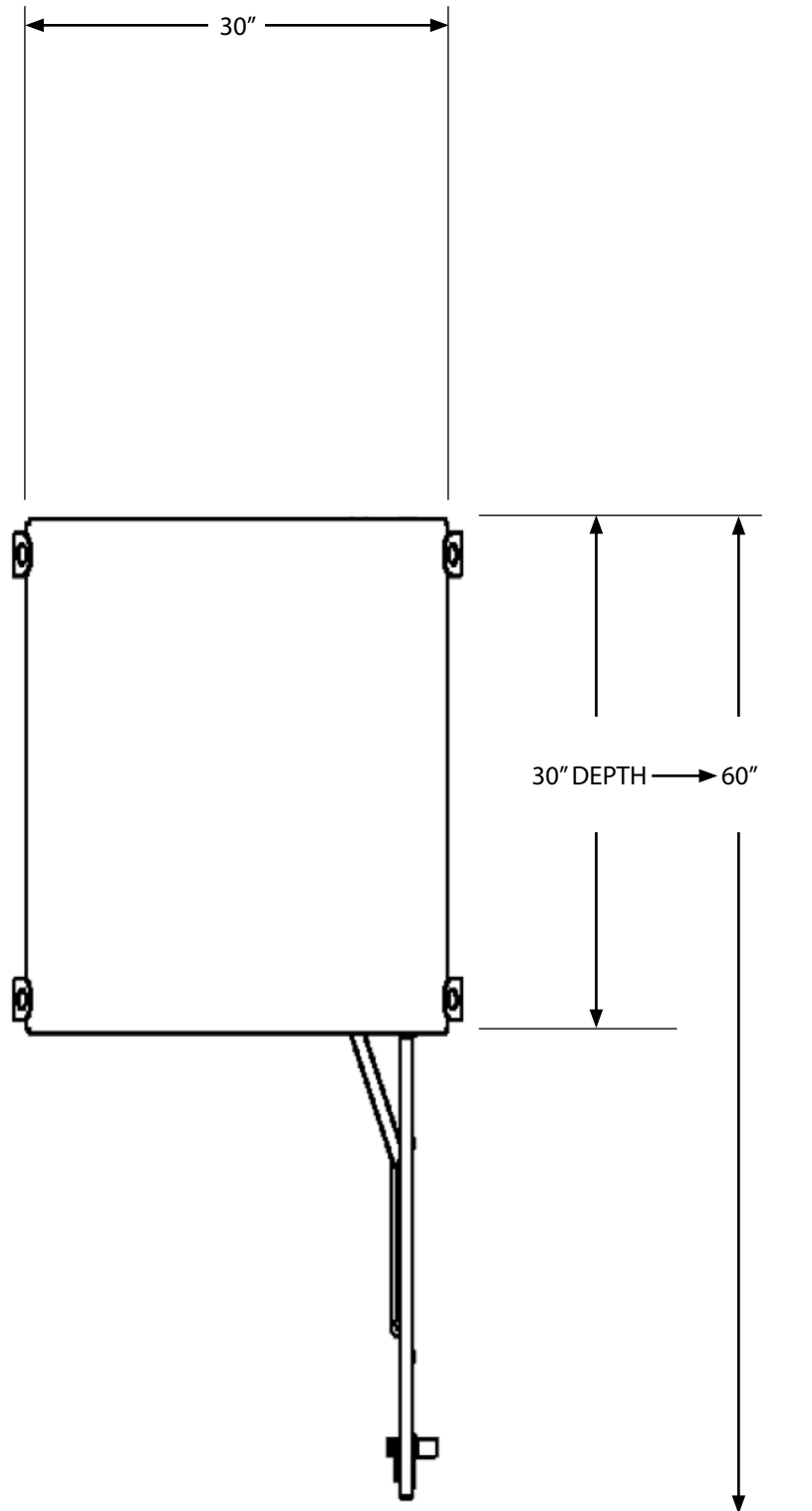
Product Specifications



Clearance Requirements

When selecting a location to mount the cabinet, ensure that proper clearance is available to allow the cabinet door to open fully.

Top View



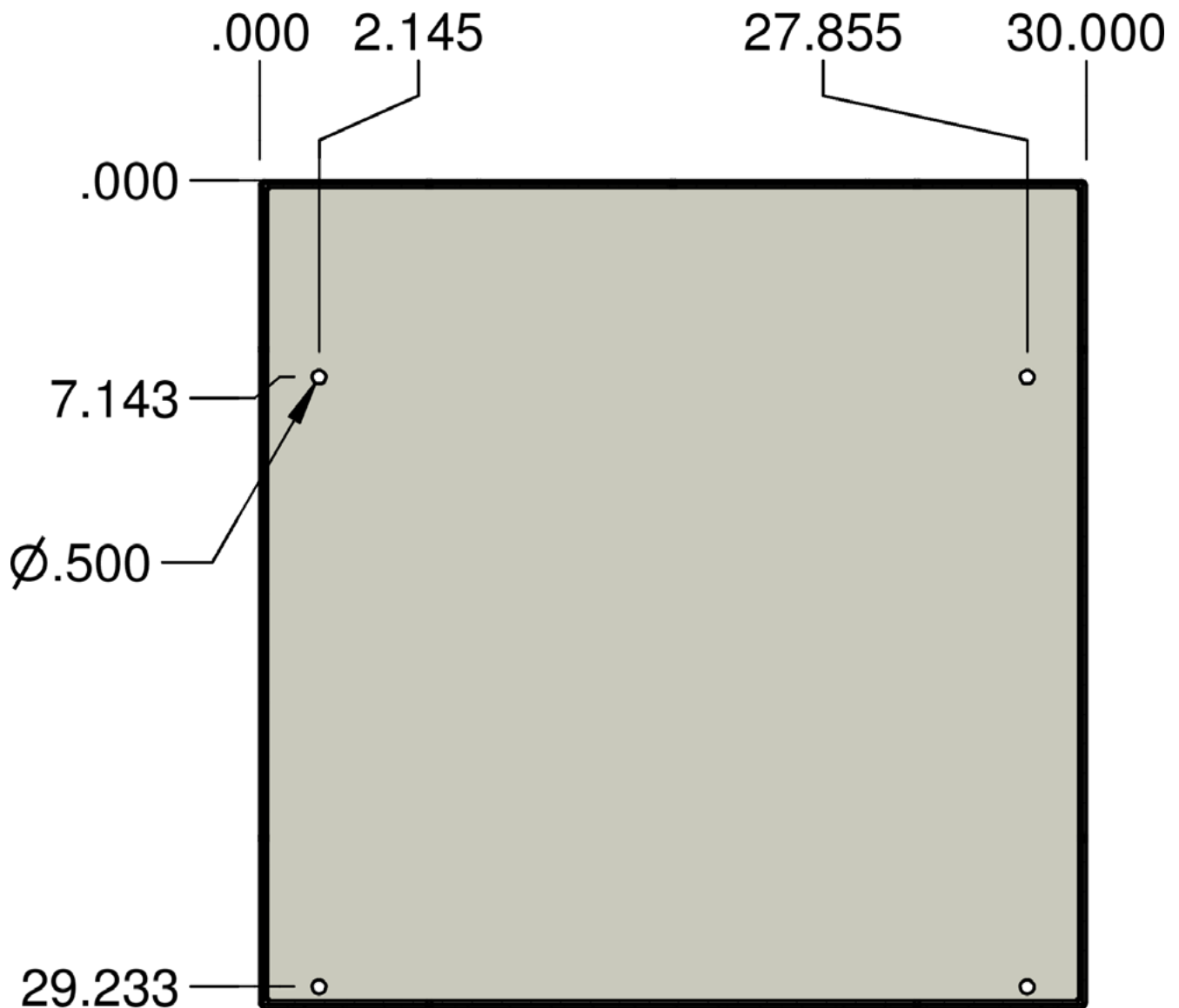
Installation

The AP BATTERY™ should be mounted on a concrete pad. See the figure below for pad mounting hole patterns.



WARNING

During cabinet mounting, fixture the cabinet securely to avoid personal injury or cabinet damage.



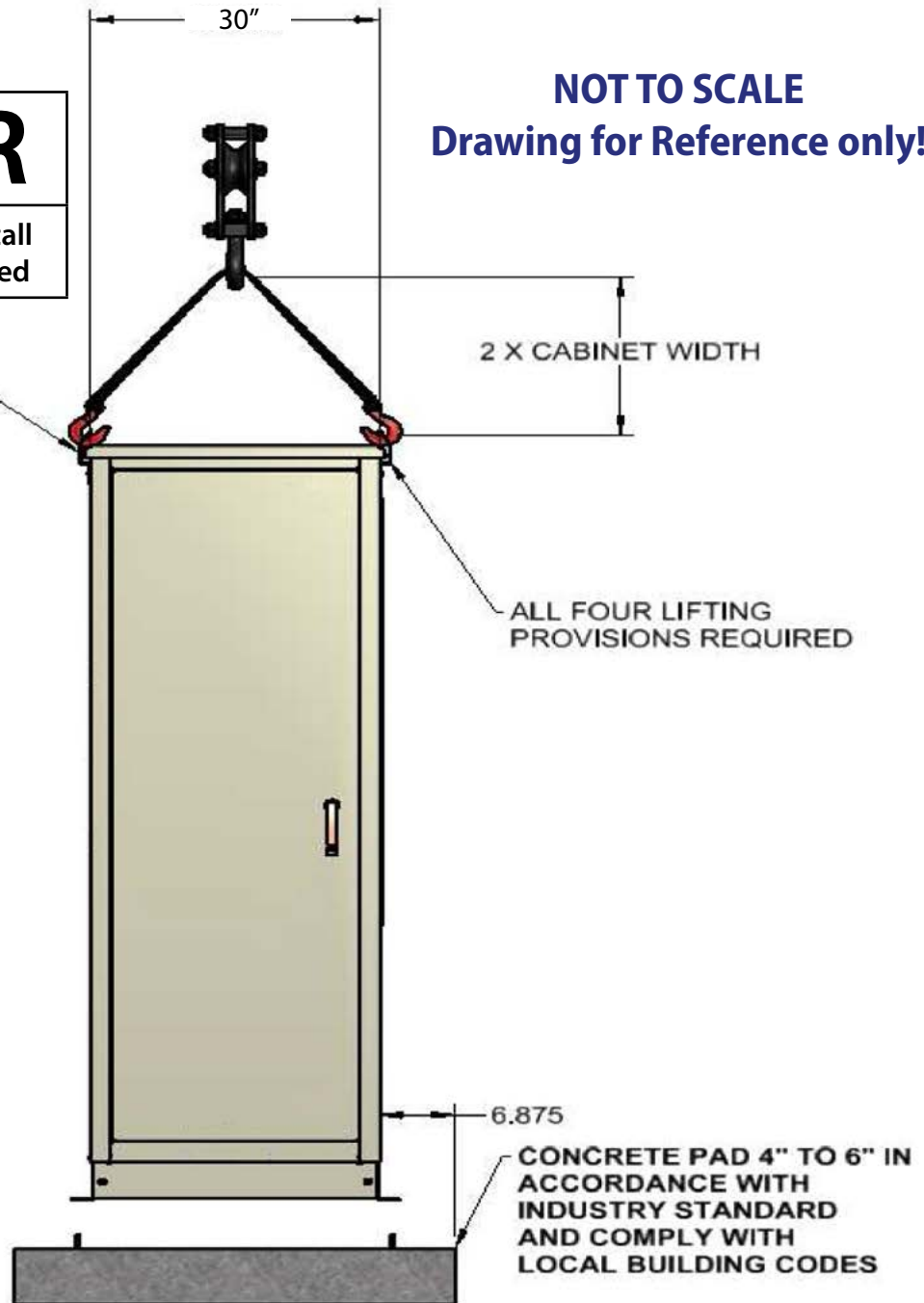
Front Door Side

Lifting Provisions

! DANGER
Do NOT attempt to lift or install cabinet with batteries installed

NOT TO SCALE
Drawing for Reference only!

TOTAL MAX LOAD OF ALL FOUR LIFTING PROVISIONS 1500LBS



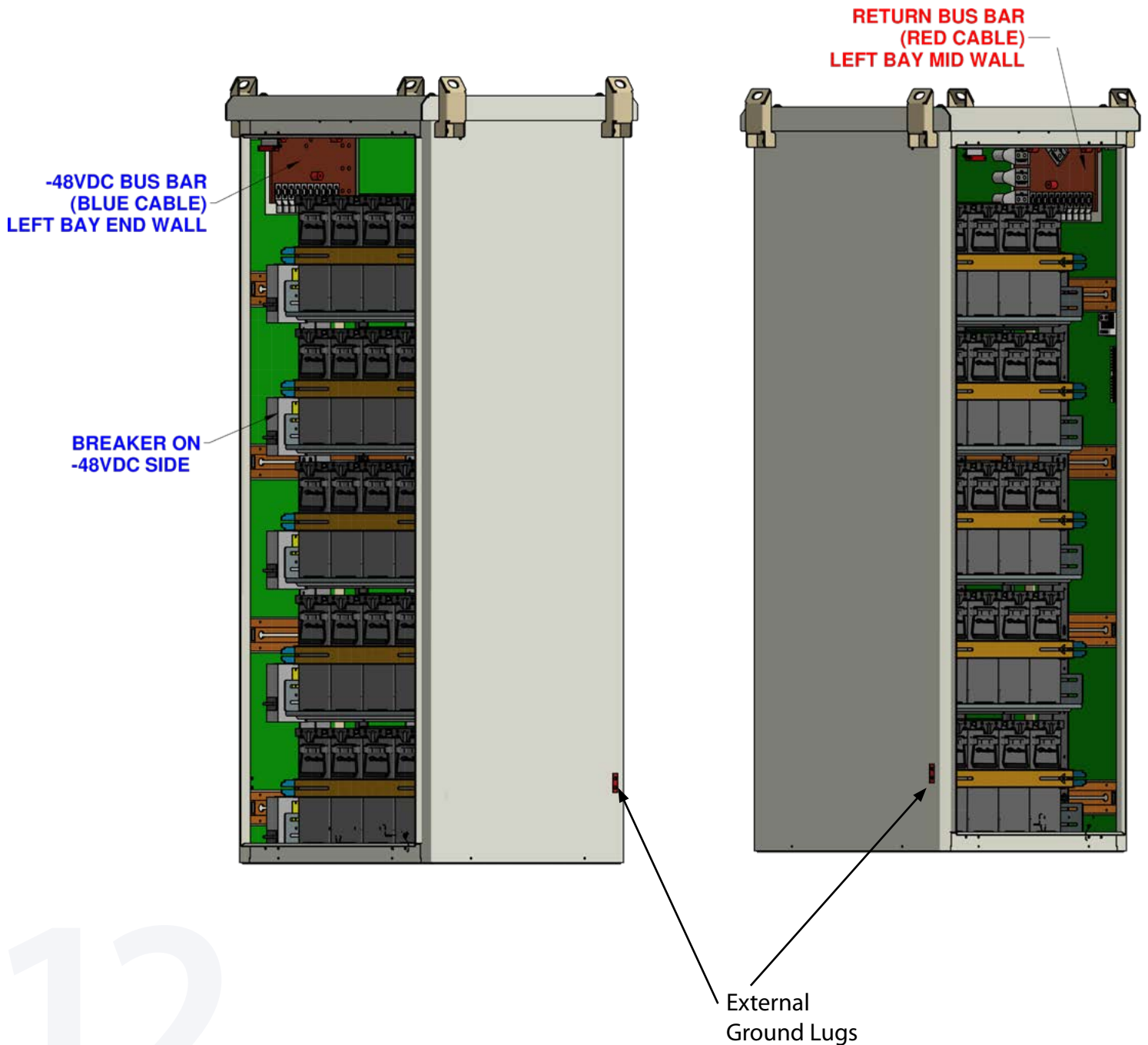
Constructing a New Pad

- Use only concrete for new pad construction. Do not use substitute materials since they lack the rigidity for enclosure placement.
- Observe local building practices for pad construction. American Products recommends that the pad should extend a minimum of 8" beyond the enclosure base on all sides.
- Use a minimum of 6" of sand or gravel as a base for the pad for leveling purposes.

! WARNING When pad mounting, the compression strength of the pad must be at least 4000 psi as determined by ASTM C39 test of compression strength of concrete cylinders. The slump of the concrete shall be 2" to 4" as determined by ASTM C143 test method.

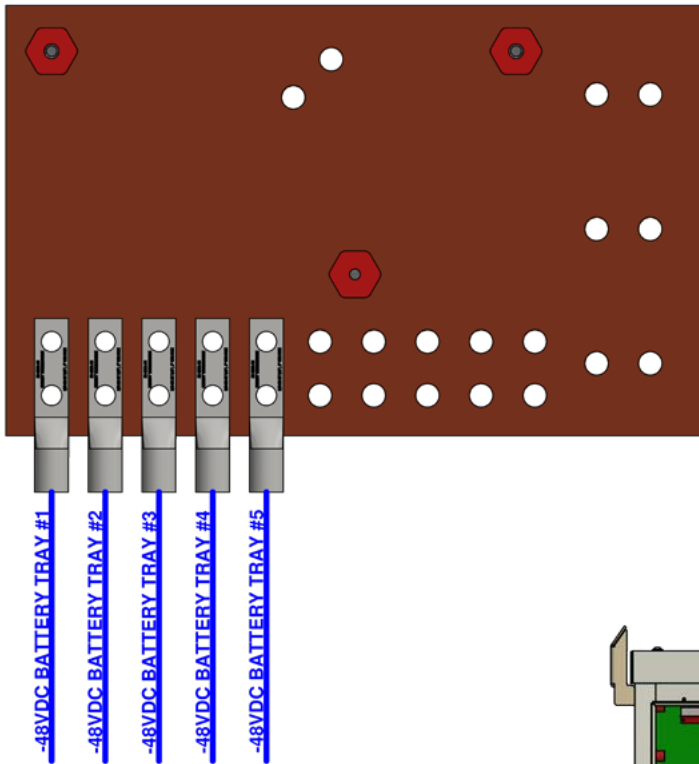
Grounding Information

Bonding and grounding should be done in accordance with industry standard procedures and comply with local electrical codes. A main cabinet ground bar is located in the rear of the cabinet as shown below.

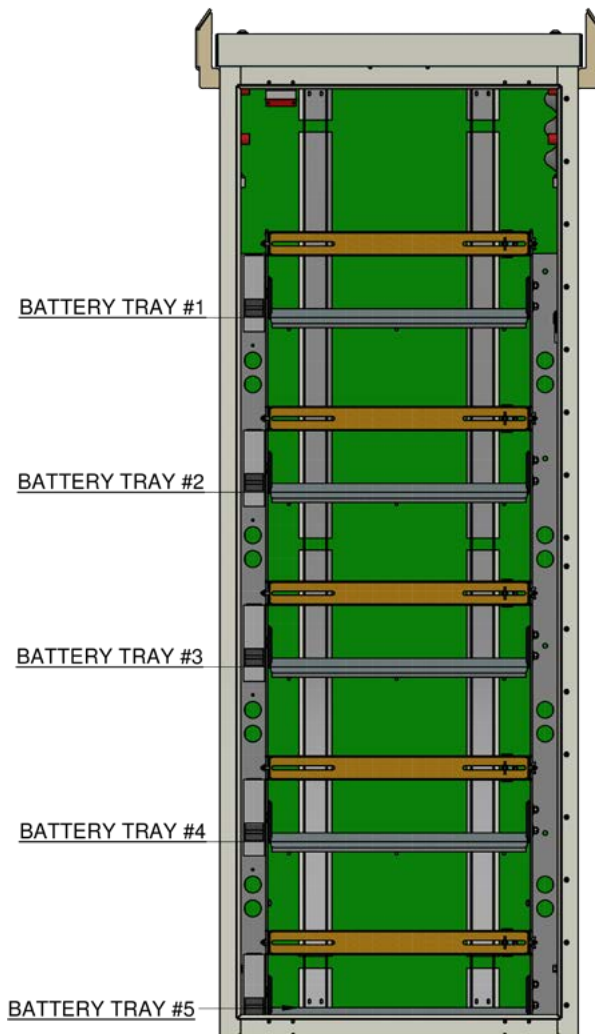
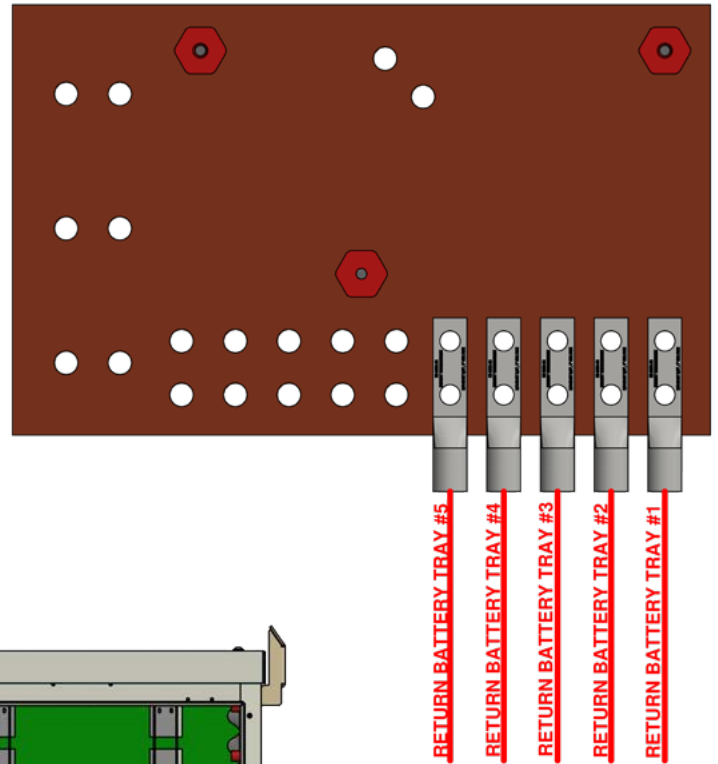


Grounding Labels

**-48VDC BUS BAR
LEFT BAY END WALL**

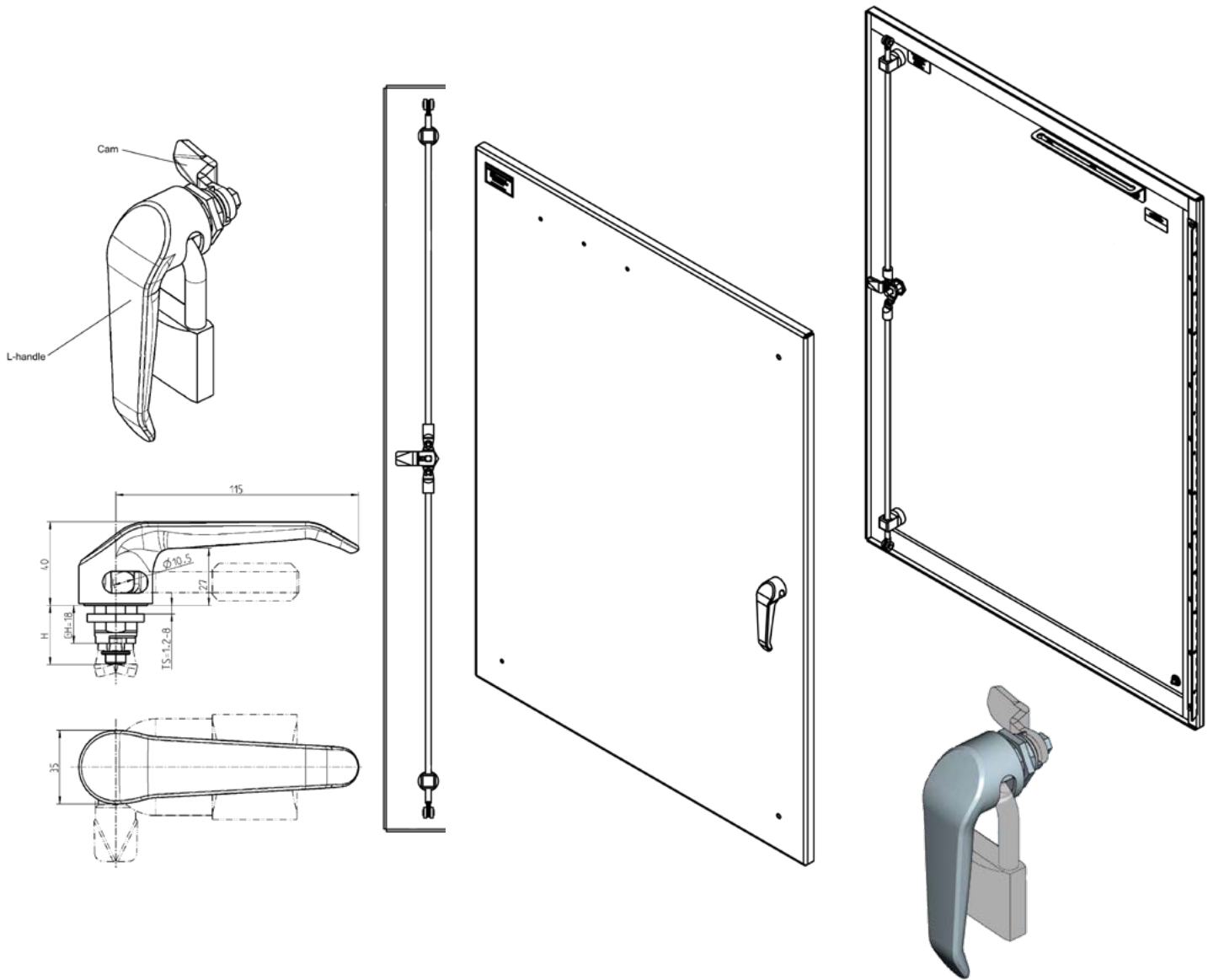


**RETURN BUS BAR
LEFT BAY MID WALL**



Quarter Turn 3-Point Locking Door Latches

The cabinet doors are equipped with quarter-turn 3-point padlock-able door latches. The latches are secured by turning the handle a quarter turn clockwise until the stop is reached. Convenient security padlock hole to allow for a standard Master lock (or equivalent) to be installed. With a padlock on the latch, access door cannot be opened protecting the cabinet from undesired intrusion.



Quarter Turn 3-point Padlock-able Door Latch

Appendix A

Technical Support

American Products can be contacted for any issues that arise with the supplied product.

Technical assistance is available 9am to 4pm central standard time.

- Toll Free: (855) 736-2135
- Phone: (417) 736-2135
- Fax: (417) 736-9535
- Email: Sales@amprod.us
- Web: www.amprod.us

When calling, please have available, or if faxing or emailing, be sure to provide:

- Part Number _____
- Serial Number _____
- Date of Purchase _____
- Date of Installation _____

Warranty Policy

All telecommunication enclosures designed and manufactured by American Products shall be warranted to be free of defects in material or workmanship for a period of 5 years (U.S. & Canada) and 3 year (International) from the date of shipment. Should the product be proven to be defective, American Products will have the option to repair or replace the product. Items included with the enclosures, not manufactured by American Products, will utilize the original manufacturer's warranty. Enclosures designed by others and manufactured at American Products will carry a one year warranty for materials & craftsmanship.

It is the responsibility of the buyer to communicate any special environmental concerns in which the enclosures will be utilized. Special materials may be required to allow for proper corrosion resistance for harsh environments. The warranty does not cover enclosures used in applications and environments for which they were not designed. Warranty does not cover abuse, modifications by others or reimbursement for unauthorized rework. All other goods manufactured by American Products shall be warranted to be free of defects in material or workmanship for a period of one year from the date of shipment. Should the product be proven to American Products to be defective, we shall at our option repair or replace the product. At no time will American Products reimburse purchaser for unauthorized rework on any product.

Our warranty does not cover equipment manufactured by others and resold by American Products, or incorporated into our equipment. Products sold with such warranties may be extended by the manufacturer of the product. We do not warrant product that has been modified, subjected to abuse, negligence in operation or maintenance, or if product is used in a manner that exceeds its designed capabilities and rating. Under no circumstances is American Products liable for any consequential damages, liquidated damages, loss in profits or revenues, costs of capital, downtime costs or damages related to our product performance. All discrepancies must be reported within 2 business days.

AMERICAN[®]
PRODUCTS 
Turn-Key Enclosure Solutions

597 Evergreen Road Strafford, Missouri 65757

Phone: 417-736-2135 Toll Free: 855-736-2135

www.amprod.us