

AP FREEDOM[™]

Single Bay Outdoor Enclosure for Rackmount Equipment

Type 4X



AMERICAN
PRODUCTS 
Turn-Key Enclosure Solutions

AP FREEDOM™ Standard Offerings



.125 Aircraft Grade Aluminum: Outstanding corrosion resistance.



NEMA Protection: Protection Level Type 4X. This enclosure protects against rain, sleet, snow, splashing, hose directed water and damage from external ice formation.



Stainless Steel Hardware: We choose the highest quality materials to produce our enclosures. Type 304 stainless steel hardware will not rust in the field.



Powder Coating: Enclosures are powder coated and tested for outdoor telecom enclosures.



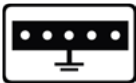
Power: A pre-wired 20 Amp quad receptacle is a standard feature.



Numbered Adjustable Equipment Racks: 19" or 23"



Solar Shield Roof: Includes a double wall roof to reduce the radiant heat and internal cooling requirements of the enclosure.



Grounding Terminal: 10 position copper ground bar.



Locking: Extremely secure, strong and impermeable. Lockable handles and hinges are made from Type 304 stainless steel.



Lifting Eyes: Crane ready lifting eyes for a convenient way to offload and position your enclosure.

Standard Color / finish choices:

Colors shown here are approximate.



Beige



White



Grey



Custom



Call a Sales Representative for Assistance.

AP FREEDOM™ Options



Load Center



LED Interior Lighting



Additional Set of Rails



Laptop Tray



Generator Plug & Interlock



Battery Tray



Battery Compartment



Mounting Plinth 4" or 6"



Door Alarm



L Rail Set



Insulation
Recommended for climate control options

AP FREEDOM™ Climate Control Options



AC 1,000 to 12,000 BTU/hr*

- Built-in Heater
- Corrosion Protection
- Cold Start Heater



AC 1,000 to 6,000 BTU/hr

- 48 VDC Powered



Exhaust Fan

- 115VAC / 12, 24, 48VDC
- Adjustable Thermostat
- Filters



Heater

- Built in adjustable thermostat
- 100W-1000W 115VAC



Heat Exchanger

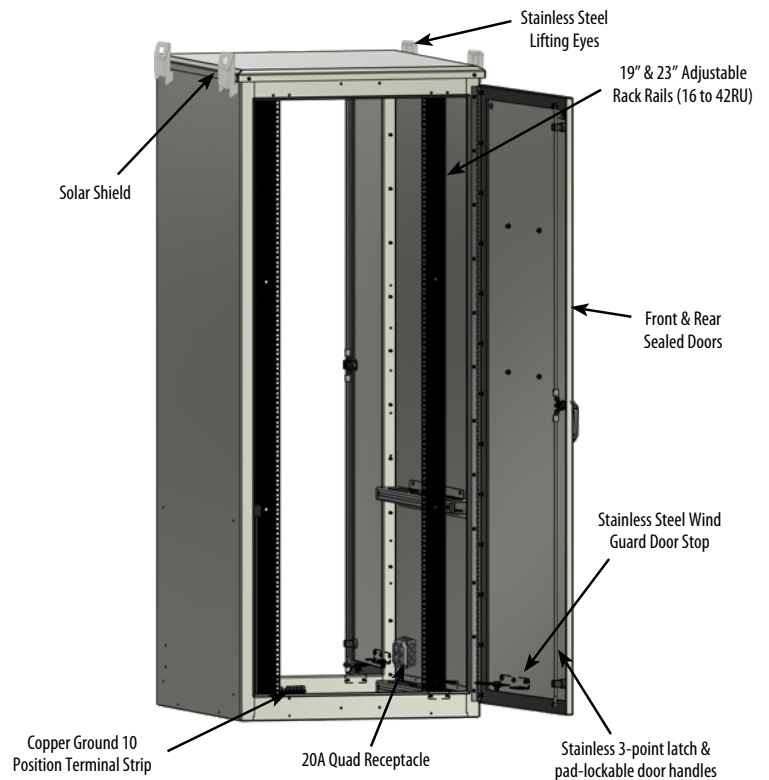
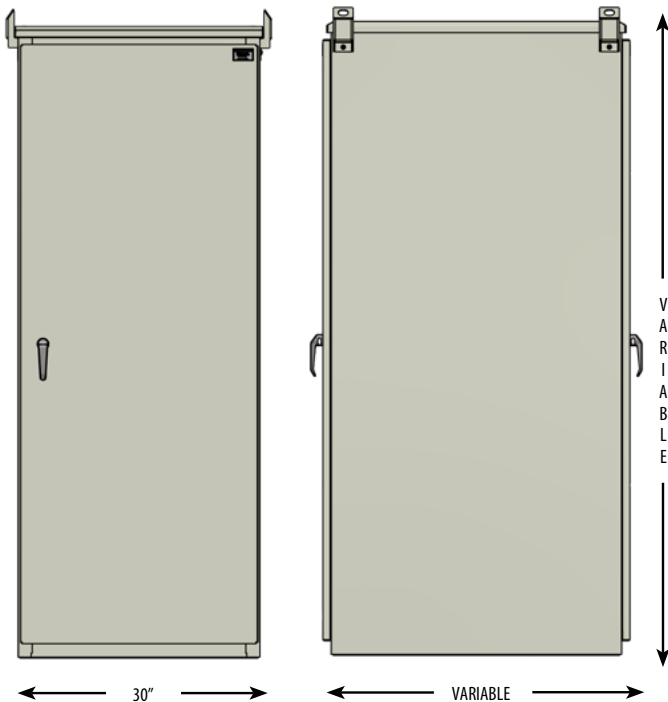
- Consult factory for sizes.



Battery Heater Pad

- 115VAC
- Fits on Battery Tray

AP FREEDOM™ Basic Layout



Call a Sales Representative for Assistance.

AP FREEDOM™

Single Bay Technical Specifications



| PART NUMBER | ENCLOSURE SIZE | CAPACITY | EST. WEIGHT |
|-----------------|-----------------------|--|-------------|
| AM32F-3030-16RU | 32" T x 30" W x 30" D | 16RU Total Equipment Space, 19" or 23" Adjustable Rack | TBD |
| AM32F-3036-16RU | 32" T x 30" W x 36" D | 16RU Total Equipment Space, 19" or 23" Adjustable Rack | TBD |
| AM47F-3030-24RU | 47" T x 30" W x 30" D | 24RU Total Equipment Space, 19" or 23" Adjustable Rack | TBD |
| AM47F-3036-24RU | 47" T x 30" W x 36" D | 24RU Total Equipment Space, 19" or 23" Adjustable Rack | TBD |
| AM58F-3030-30RU | 58" T x 30" W x 30" D | 30RU Total Equipment Space, 19" or 23" Adjustable Rack | TBD |
| AM58F-3036-30RU | 58" T x 30" W x 36" D | 30RU Total Equipment Space, 19" or 23" Adjustable Rack | TBD |
| AM68F-3030-36RU | 68" T x 30" W x 30" D | 36RU Total Equipment Space, 19" or 23" Adjustable Rack | TBD |
| AM68F-3036-36RU | 68" T x 30" W x 36" D | 36RU Total Equipment Space, 19" or 23" Adjustable Rack | TBD |
| AM78F-3030-42RU | 78" T x 30" W x 30" D | 42RU Total Equipment Space, 19" or 23" Adjustable Rack | TBD |
| AM78F-3036-42RU | 78" T x 30" W x 36" D | 42RU Total Equipment Space, 19" or 23" Adjustable Rack | TBD |

| FEATURE | DESCRIPTION | MATERIALS, FINISH & STANDARDS |
|----------------------------|---|--|
| Cabinet Construction | Cabinet walls, top, bottom, doors & door frames are of welded aluminum construction. | Constructed out of .125" thick 5052-H32 Aluminum. All surfaces powder coated light textured beige, outdoor rated TGIC. Designed and built to NEMA 4X Standards. |
| Interior Rack | Rack rails are designed to accept 12-24 floating cage nuts. 12-24 screws, washers and cage nuts included with the cabinet. Racks are adjustable front to back, rails are reversible from 19" to 23" configurations. One rack per equipment bay is included, extra rack rails can be included to facilitate four post mounted equipment or added capacity with front & rear mounted equipment. | Rack rails are constructed out of 12 gauge galvanized steel and powder coated matte black and labeled with RU designations. Rails designed to EIA standards. |
| Door Handle/Latch | 3-point pad lockable door latch & handle on all (2) doors. | All cabinet fasteners, handles & latching mechanisms are stainless steel. |
| Door Gasket Seal | Flat self-adhesive gasket/weatherstrip is attached to door interior for a gasket seal that is compliant to NEMA 4 standards. | Gasket material is UL 94 rated for gasketing & sealing applications under UL50 and UL508. |
| Door Hinge | Stainless steel continuous door hinge on front and rear doors. | Full length 16 ga. (.060" thick) stainless steel piano hinge. |
| Cable Entrances | Each cabinet will have (8) pre-set cable entrance locations in the bottom. (2) 4"Ø & (6) 1.0"Ø knock-outs. | Mechanical knock-outs in the bottom of each bay equipment chamber are laser cut to facilitate easy break-out slug access. |
| Grounding Provisions | Door ground strap and terminal strip for chassis ground. | 6AWG braided cable door grounding strap secured to masked studs for each cabinet door. 10 position copper terminal strip mounted to interior bottom, mounted to stand-offs for easy access. |
| Door Stops | Integrated door wind guard stop on each door. | Custom door wind guards constructed out of 304 stainless steel. Holds door open at approximately 95°, lift to close. |
| Convenience Receptacle | Quad 20 amp receptacle positioned in rear lower section of each equipment bay. | (1) duplex 20 amp 5-20R receptacles mounted in 4" junction boxes in each equipment bay. Wiring done by others in the field. Note: If outdoor load center option is included, receptacles will be wired to a breaker in the load center. |
| Sun Shield | Top sun shield covering the top of each equipment bay to reduce the affect of solar loading. | Constructed out of .125" thick 5052-H32 Aluminum. All surfaces powder coated light textured beige, outdoor rated TGIC. Sun shield attached to cabinet top on standoffs to leave sufficient gap to facilitate air movement. Openings small enough to comply with insect intrusion restrictions per UL 50E guidelines. |
| Lifting Eyes | Custom lifting eyes on top (4) corners of cabinet. Note: For recommended lifting procedures, please refer to instruction manual. | Material for lifting eyes are heavy gauge aluminum. Each lifting eye is attached with high strength carriage bolts. Lifting eyes can be removed after cabinet is in place if desired. |
| Mounting Plinth (optional) | 4" or 6" tall mounting plinth with front & rear access panels for slack storage. | Plinth is constructed out of .125 thick 5052-H32 aluminum. All surfaces powder coated light textured beige, outdoor rated TGIC. Front & rear access panels are secured with 216 hex head security screws. Hex key provided with this option. |

Visit our website and request a quote today: <https://www.amprod.us/catalog/freedom/>

Call a Sales Representative for Assistance.