

AP UTILITY™

Indoor / Outdoor Wall Mount Enclosure

Type 3R & Type 4



AP UTILITY™ Standard Offerings



.080 Aircraft Grade Aluminum: Outstanding corrosion resistance. (Stainless Steel and Mild Steel also available.)



NEMA Protection: Protection Level Type 4 (3R for vented versions). This enclosure protects against rain, sleet, snow, splashing water and damage from external ice formation.



Stainless Steel Hardware: We choose the highest quality materials to produce our enclosures. Type 304 stainless steel hardware will not rust in the field.



Powder Coating: Enclosures are powder coated and tested for outdoor telecom enclosures.



Locking: Extremely secure, strong and impermeable. Padlockable handles and hinges are made from Type 304 stainless steel.



Standard Color / finish choices:
Colors shown here are approximate.



Call a Sales Representative for Assistance.

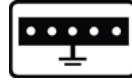
AP UTILITY™ Options



Duplex Receptacle



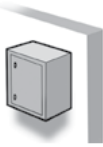
Door Alarm



5 Position Isolated Copper Ground Bar



3/4" Plywood or 1/8" Aluminum Backboard



Wall Mount Bracket
Flanged back panels with mounting holes.



Pole Mount Bracket
Bracket for use with mounting clamps, straps or lag bolts. Compatible with 4"-8" diameter poles.

AP UTILITY™ Climate Control Options



***AC 1,000 BTU/hr with Thermostat**



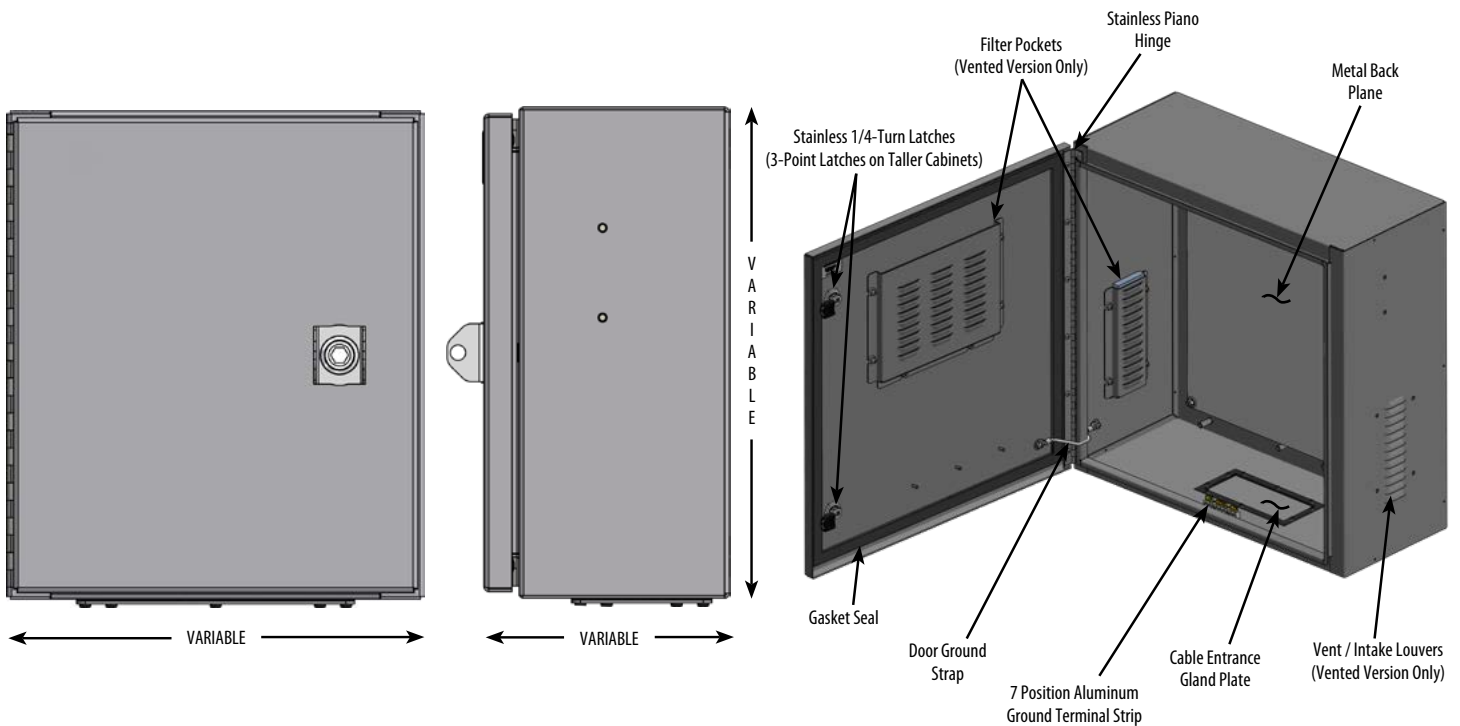
***Exhaust Fan: 115VAC / 12, 24 or 48VDC; adjustable thermostat is included.**



Insulation
Recommended for climate control options

**A/C and Fan options apply to 10" or deeper enclosures only*

AP UTILITY™ Basic Layout



Call a Sales Representative for Assistance.

AP UTILITY™

Technical Specifications



PART NUMBER	ENCLOSURE SIZE	DOOR LATCH	GLAND PLATES	TYPE	EST. WEIGHT
AMW-14126-(x)	14" T x 12" W x 6" D	1x 1/4 Turn Pawl	1	4	15 lbs (alum) / 25 lbs (steel)
AMW-24206-(x)	24" T x 20" W x 6" D	2x 1/4 Turn Pawl	1	4	34 lbs (alum) / 59 lbs (steel)
AMW-242410-(x)	24" T x 24" W x 10" D	2x 1/4 Turn Pawl	1	4	47 lbs (alum) / 80 lbs (steel)
AMW-362410-(x)	36" T x 24" W x 10" D	3-Point Latch	1	4	66 lbs (alum) / 112 lbs (steel)
AMW-322412-(x)	32" T x 24" W x 12" D	3-Point Latch	1	4	63 lbs (alum) / 107 lbs (steel)
AMW-483012-(x)	48" T x 30" W x 12" D	3-Point Latch	2	4	108 lbs (alum) / 183 lbs (steel)
AMW-14126-(x)F	14" T x 12" W x 6" D	1x 1/4 Turn Pawl	1	3R	15 lbs (alum) / 25 lbs (steel)
AMW-24206-(x)F	24" T x 20" W x 6" D	2x 1/4 Turn Pawl	1	3R	34 lbs (alum) / 59 lbs (steel)
AMW-242410-(x)F	24" T x 24" W x 10" D	2x 1/4 Turn Pawl	1	3R	47 lbs (alum) / 80 lbs (steel)
AMW-362410-(x)F	36" T x 24" W x 10" D	3-Point Latch	1	3R	66 lbs (alum) / 112 lbs (steel)
AMW-322412-(x)F	32" T x 24" W x 12" D	3-Point Latch	1	3R	63 lbs (alum) / 107 lbs (steel)
AMW-483012-(x)F	48" T x 30" W x 12" D	3-Point Latch	2	3R	108 lbs (alum) / 183 lbs (steel)

COMPONENT FEATURE	DESCRIPTION	MATERIALS, FINISH & STANDARDS
Cabinet Construction	Cabinet walls, top, bottom & sides are welded construction with front access doors. Cabinets are wall or pole mountable. Vented versions come with filtered intake and fan mounting brackets. (fan sold separately)	Constructed out of 14 gauge steel or .080" thick 5052-H32 aluminum. All surfaces pre-treated and powder coated. Designed and built to NEMA 4 Standards for sealed cabinets & NEMA 3R for vented cabinets.
Interior Backplane	Removable back plane is mounted on standoff on the interior back wall of the cabinet. Provides mounting surface for internal component(s) to be housed within the cabinet without penetrating the exterior back wall of the enclosure.	Interior backplane is powder coated white. Other internal component mounting provisions are available as optional equipment.
Door Handle/Latch	Pad-lockable 1/4-turn latches with 216 HEX inserts on cabinets 24" tall and below. Pad-lockable handles with 3-point latches equipped on cabinets 32" tall and above.	All 1/4-turn latch and 3-point latch components are stainless steel and sealed.
Door Hinge	Continuous piano hinge running full length of door	1.5" open 16 ga. (.060" thick) stainless steel piano hinge with 1/8" diameter pin and 1/2" knuckles
Cable Entrances	(1) or (2) removable sealed cable gland plates on the bottom surface. Can be drilled or punched to accommodate cable entrance requirements.	Gland plates are 4"x8" & made from either 14 gauge steel or .080" 5052-H32 aluminum & powder coated
Grounding Provisions	Grounding terminal strip is located on the bottom of the cabinet and mounted and bonded to cabinet wrap. Door grounding strap included.	7 position aluminum terminal strip with set screws for 6 AWG to 14 AWG wire.
Pole/Wall Mount Bracket Kits	Optional pole/wall mount kit available. User friendly lift off design. (2) bracket sets per kit.	Pole mount brackets made from 12 gauge galvanized steel & powder coated.

Visit our website and request a quote today: <https://www.amprod.us/catalog/utility/>

Call a Sales Representative for Assistance.