

AP INDEPENDENCE[®]

Single Bay Outdoor Enclosure for Rackmount Equipment

Type 3R



AMERICAN[®]
PRODUCTS 
Turn-Key Enclosure Solutions

AP INDEPENDENCE® Standard Offerings



.125 Aircraft Grade Aluminum: Outstanding corrosion resistance.



NEMA Protection: Protection Level Type 3R. This enclosure protects against rain, sleet, snow, splashing water and damage from external ice formation.



Stainless Steel Hardware: We choose the highest quality materials to produce our enclosures. Type 304 stainless steel hardware will not rust in the field.



Powder Coating: Enclosures are powder coated and tested for outdoor telecom enclosures.



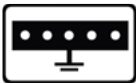
Power: A pre-wired 20 Amp quad receptacle is a standard feature.



Numbered Adjustable Equipment Racks: 19" or 23"



Solar Shield Roof: Includes a double wall roof to reduce the radiant heat and internal cooling requirements of the enclosure.



Ground Terminal Strip: 18 position aluminum strip



Locking: Extremely secure, strong and impermeable. Lockable handles and hinges are made from Type 304 stainless steel.



Lifting Eyes: Crane ready lifting eyes for a convenient way to offload and position your enclosure.



Standard Color / finish choices:
Colors shown here are approximate.



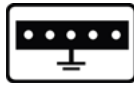
Expandability: Remove side-mount adapter plates to add accessories or joining collars without sacrificing interior space. Cabinets may be expanded to meet your project requirements.



AP INDEPENDENCE[®] Options



Load Center



Upgraded Copper Ground Bar



Additional Set of Rails



Laptop Tray



Generator Plug & Interlock



LED Interior Lighting



Battery Compartment



L Rail Set



Door Alarm



Battery Tray



Insulation
Recommended for climate control options



Mounting Plinth
4" or 6"

AP INDEPENDENCE[®] Climate Control Options



AC 1,000 to 12,000 BTU/hr*

- Built-in Heater
- Corrosion Protection
- Cold Start Heater



Exhaust Fan

- 115VAC / 12, 24, 48VDC
- Adjustable Thermostat
- Filters



Heat Exchanger

- Consult factory for sizes.



AC 1,000 to 6,000 BTU/hr

- 48 VDC Powered



Heater

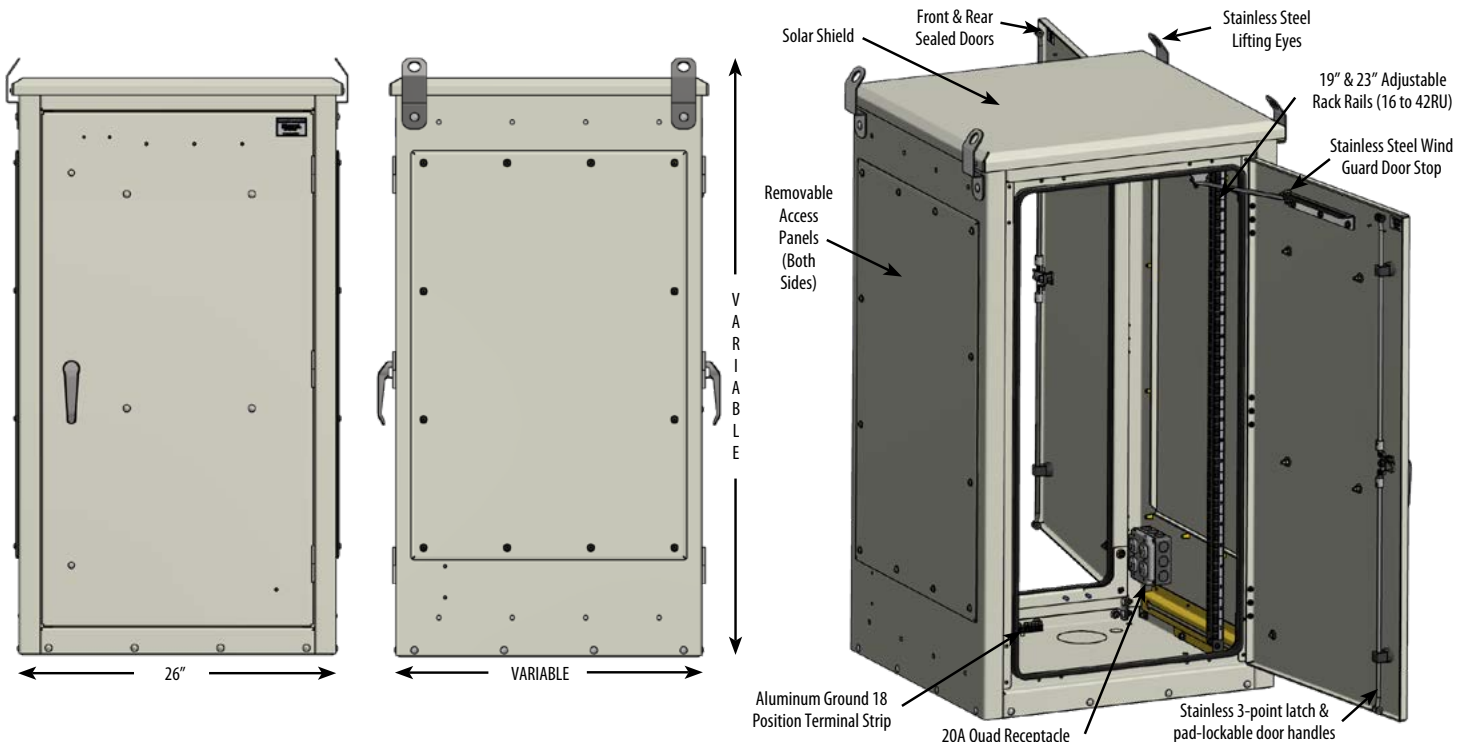
- Built in adjustable thermostat
- 100W-1000W 115VAC



Battery Heater Pad

- 115VAC
- Fits on Battery Tray

AP INDEPENDENCE[®] Basic Layout



Call a Sales Representative for Assistance.

AP INDEPENDENCE®

Single Bay Technical Specifications



PART NUMBER	ENCLOSURE SIZE	CAPACITY	EST. WEIGHT
AM32P-2625-16RU	32" T x 26" W x 25" D	16RU Total Equipment Space, 19" or 23" Adjustable Rack	210 lbs
AM32P-2630-16RU	32" T x 26" W x 30" D	16RU Total Equipment Space, 19" or 23" Adjustable Rack	215 lbs
AM32P-2636-16RU	32" T x 26" W x 36" D	16RU Total Equipment Space, 19" or 23" Adjustable Rack	222 lbs
AM47P-2625-24RU	47" T x 26" W x 25" D	24RU Total Equipment Space, 19" or 23" Adjustable Rack	220 lbs
AM47P-2630-24RU	47" T x 26" W x 30" D	24RU Total Equipment Space, 19" or 23" Adjustable Rack	225 lbs
AM47P-2636-24RU	47" T x 26" W x 36" D	24RU Total Equipment Space, 19" or 23" Adjustable Rack	232 lbs
AM58P-2625-30RU	58" T x 26" W x 25" D	30RU Total Equipment Space, 19" or 23" Adjustable Rack	227 lbs
AM58P-2630-30RU	58" T x 26" W x 30" D	30RU Total Equipment Space, 19" or 23" Adjustable Rack	235 lbs
AM58P-2636-30RU	58" T x 26" W x 36" D	30RU Total Equipment Space, 19" or 23" Adjustable Rack	242 lbs
AM68P-2625-36RU	68" T x 26" W x 25" D	36RU Total Equipment Space, 19" or 23" Adjustable Rack	230 lbs
AM68P-2630-36RU	68" T x 26" W x 30" D	36RU Total Equipment Space, 19" or 23" Adjustable Rack	238 lbs
AM68P-2636-36RU	68" T x 26" W x 36" D	36RU Total Equipment Space, 19" or 23" Adjustable Rack	247 lbs
AM78P-2625-42RU	78" T x 26" W x 25" D	42RU Total Equipment Space, 19" or 23" Adjustable Rack	245 lbs
AM78P-2630-42RU	78" T x 26" W x 30" D	42RU Total Equipment Space, 19" or 23" Adjustable Rack	254 lbs
AM78P-2636-42RU	78" T x 26" W x 36" D	42RU Total Equipment Space, 19" or 23" Adjustable Rack	263 lbs

FEATURE	DESCRIPTION	MATERIALS, FINISH & STANDARDS
Cabinet Construction	Cabinet walls, top, bottom, doors & door frames are of bolted aluminum construction.	Constructed out of .125" thick 5052-H-32 Aluminum. All surfaces powder coated light textured beige, outdoor rated TGIC. Designed and built to NEMA 3R Standards.
Interior Rack	19" equipment rack (16 to 42RU racks). Rack rails are designed to accept 12-24 floating cage nuts. 12-24 screws, washers and cage nuts included with the cabinet. Racks are adjustable front to back, rails are reversible from 19" to 23" configurations. One rack per equipment bay is included, extra rack rails can be included to facilitate four post mounted equipment or added capacity with front & rear mounted equipment. Total static distributed weight load capacity is 1500lbs when optional 2nd set of rack rails is installed.	Rack rails are constructed out of 12 gauge galvanized steel and powder coated matte black and labeled with RU designations. Rails designed to EIA standards.
Door Handle/Latch	3-point pad lockable door latch & handle on all (2) doors.	All cabinet fasteners, handles & latching mechanisms are stainless steel.
Door Gasket Seal	Bulb door gasket that mechanically fastens to the cabinet door frame. Gasket seal compliant to NEMA 3R standards.	Gasket material is UL 94 rated for gasketing & sealing applications under UL50 and UL508.
Door Hinge	Stainless steel lift off cabinet door hinge. (3) hinges per door on cabinets up to 58" tall. Cabinets 68" tall and above have (4) hinges per door.	1.75" open x 3" long 16 ga. (.060" thick) stainless steel lift off leaf hinge. Male leaf with fixed .125" Ø stainless pin.
Cable Entrances	Each cabinet will have (8) pre-set cable entrance locations in the bottom. (2) 4"Ø & (6) 1.0"Ø knock-outs.	Mechanical knock-outs in the bottom of each bay equipment chamber are laser cut to facilitate easy break-out slug access.
Grounding Provisions	Door ground strap and terminal strip for chassis ground.	6AWG braided cable door grounding strap secured to masked studs for each cabinet door. 18 position aluminum terminal strip mounted to interior bottom, mounted to stand-offs for easy access.
Door Stops	Integrated door wind guard stop on each door.	Custom door wind guards constructed out of 304 stainless steel. Holds door open at approximately 95°, lift to close.
Convenience Receptacle	Quad 20 amp receptacle positioned in rear lower section of each equipment bay.	(1) quad 20 amp 5-20R receptacle mounted in a 4" junction box. Wiring done by others in the field. Note: If outdoor load center option is included, receptacles will be wired to a breaker in the load center.
Sun Shield	Top sun shield covering the top of each equipment bay to reduce the affect of solar loading.	Constructed out of .125" thick 5052-H-32 Aluminum. All surfaces powder coated light textured beige, outdoor rated TGIC. Sun shield attached to cabinet top on standoffs to leave sufficient gap to facilitate air movement. Openings small enough to comply with insect intrusion restrictions per UL 50E guidelines.
Lifting Eyes	Custom Stainless lifting eyes on top (4) corners of cabinet. Note: For recommended lifting procedures, please refer to instruction manual.	Material for lifting eyes is 12 gauge 304-2B stainless steel. Each lifting eye is attached with high strength carriage bolts. Lifting eyes can be removed after cabinet is in place if desired.
Mounting Plinth (optional)	4" or 6" tall mounting plinth with front & rear access panels for slack storage.	Plinth is constructed out of .125 thick 5052-H32 aluminum. All surfaces powder coated light textured beige, outdoor rated TGIC. Front & rear access panels are secured with 216 hex head security screws. Hex key provided with this option.

Visit our website and request a quote today: <https://www.amprod.us/catalog/independence/>

Call a Sales Representative for Assistance.